

NKJV Edition

NEHEMIAH[®] KIDS

Nehemiah 1:11

Basic Bible Truths

Level 3: Fall Leader Guide

All Scripture quotations taken from the New King James Version®. Copyright © 1982 by Thomas Nelson. Used by permission. All rights reserved.

NEHEMIAH KIDS: Basic Bible Truths
Level 3: Fall Leader Guide

New Design 2019
Revised 2013, 2018, 2019

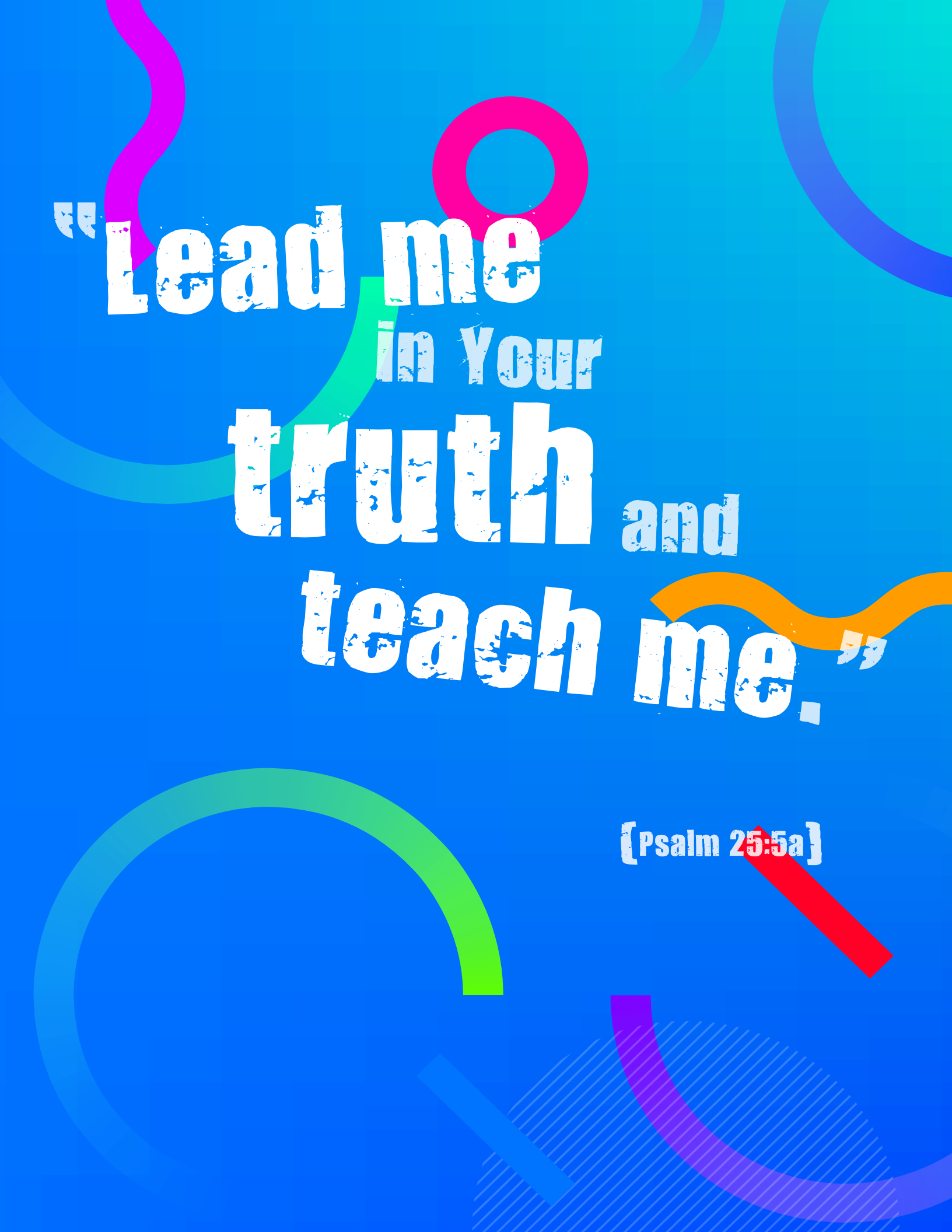
Copyright © 2010 by Dr. Clint May

Published by
L.I.T. Ministries
412 Mercedes St., Suite F
Benbrook, TX 76126

Written by Dr. Clint May, Dr. Tricia Jernigan, and Amy McMullin
Edited by Amy McMullin
Initial design by Precision Creations (www.PrecisionCreations.com)
Revised page design, layout, and typesetting by D'awn Howland
Illustrations on "The Cross" by Katherine Holmes
New design by Richard Cervantes

All rights reserved. No portion of this book may be reproduced in any form without written permission of L.I.T. Ministries.

PRINTED IN THE UNITED STATES OF AMERICA



“Lead me
in Your
truth and
teach me.”

[Psalm 25:5a]

Table of Contents

Welcome to Nehemiah Kids!	3
Introduction: Basic Bible Truths, 3	
Developing a Christian Worldview, 3	
The Cross, 4	
The Life of Obedience, 5	
WARNING!, 6	
Disciple Group Information, 8	
Orientation, 10	
P.R.A.Y. Acrostic Cards, 12	
Weekly Memory Verses, 13	
Week One: God's Word (Part 1)	14
Week Two: God's Word (Part 2)	18
Week Three: How Can I Be Saved?	22
Week Four: Saved by Grace	26
Week Five: Why Am I Here?	30
Week Six: Growing in Christ	34
Week Seven: Lordship	38
Week Eight: Prayer	42
Week Nine: Worship	46
Week Ten: Tell Others (Part 1)	50
Week Eleven: Tell Others (Part 2)	54
Week Twelve: Why Do We Give?	58
Week Thirteen: Created to Do Good Works	62
Week Fourteen: Loving Others	66
Week Fifteen: Forgiveness	70
Week Sixteen: God's Strength	74
Week Seventeen: Facing Temptation	78
Week Eighteen: God Will Never Leave You	82



Welcome to Nehemiah Kids!

Disciple Group Bible Study for Nehemiah Kids (N.K.) is a great opportunity to get to know the children in your group and build accountability. The materials in this book are designed to help you succeed as you plan for Bible study with your small group each week. These materials are very simple and should give you plenty to discuss and do during your Disciple Group time. The number one rule of teaching and being a discipler is to *surrender*. Surrender to God for His filling. He will empower you to model and exemplify Christ. He will also guide you as you lead your group in prayer and worship.

Introduction: Basic Bible Truths

Get ready for the next eighteen weeks as you systematically study who God is and His desire to have a personal relationship with you. This relationship is illustrated through The Cross. At the end of this session, your group will have developed a personal quiet time of prayer and Bible study. The children will understand Lordship and begin to let Jesus be Lord of their lives each day. They will be trained and able to share their faith with confidence and have an understanding of their spiritual gifts. Your job will be to hold them accountable each week to ensure they are faithfully doing a daily quiet time and memorizing Scripture. Romans 12:1-2 says, “I beseech you therefore, brethren, by the mercies of God, that you present your bodies a living sacrifice, holy, acceptable to God, which is your reasonable service. And do not be conformed to this world, but be transformed by the renewing of your mind, that you may prove what is that good and acceptable and perfect will of God.” You will begin to see dramatic changes as the children in your group begin to apply what they have learned. As they surrender their lives to Christ each day, they will be pleasing and acceptable before God. They will be transformed by the renewing of their minds daily through Bible study and Scripture memory. They will not realize it, but the Word of God will begin an inward change in their lives that others will notice.

Developing a Christian Worldview

There are many beliefs in our world. These beliefs can be considered a person’s worldview. A worldview is how a person determines what they believe about who they are as a person, their purpose for being here on Earth, what they believe to be truth, what they believe about family, and how they view the needs of the world around them.

As Christians, we look at things differently because we have a tool that guides us—God’s Word. On sunny days, some people wear sunglasses to filter out the sun’s rays. They find it easier to see with sunglasses on bright days. As we live in the world, we need to have a filter to help us determine what is right and wrong. It is like putting on sunglasses to block out the sun. So the believer takes up the Bible to block out those views that do not line up with God’s Word. Parents need to have a Christian worldview and instill in their child a biblical perspective of the world.

“Parent Talk: Christian Worldview” is the Day 6 devotional for each week in the student devotional book. It is based on the admonition in Deuteronomy 6:6-7, “And these words which I command you today shall be in your heart. You shall teach them diligently to your children, and shall talk of them when you sit in your house, when you walk by the way, when you lie down, and when you rise up.” This section is designed to assist parents in helping their children apply what they are learning.

The Cross

The Cross will be your tool to help your Disciple Group stay on track in their walk with God. It is a formula for spiritual growth as you and your students learn to put it into practice. God has a plan for every person's life. He desires a relationship with us. He has made this relationship possible through Jesus Christ. Some of your students will have already made the discovery while others may not have. Your responsibility as their Disciple Group leader is to continue pointing students to Christ—first for salvation, and second for them to experience the abundant life that Jesus promises (John 10:10).

Salvation is key, and from that point the journey begins. Then we have to constantly remember we must live a life that is totally and completely dependent upon and surrendered to Him. From there, we find direction for our lives through His Word. God's Word always points to God and His purpose for our lives. His Word is the road map for our lives. His Word is the instruction manual by which we put our lives together. It is our light through a dark world bent on destroying our lives, and it is our handbook for discipling children. We teach them to look at life through biblical eyes. They must learn to face life with the instruction manual in front of them. As we submit our lives to Him, we can find His will for our lives through His Word.

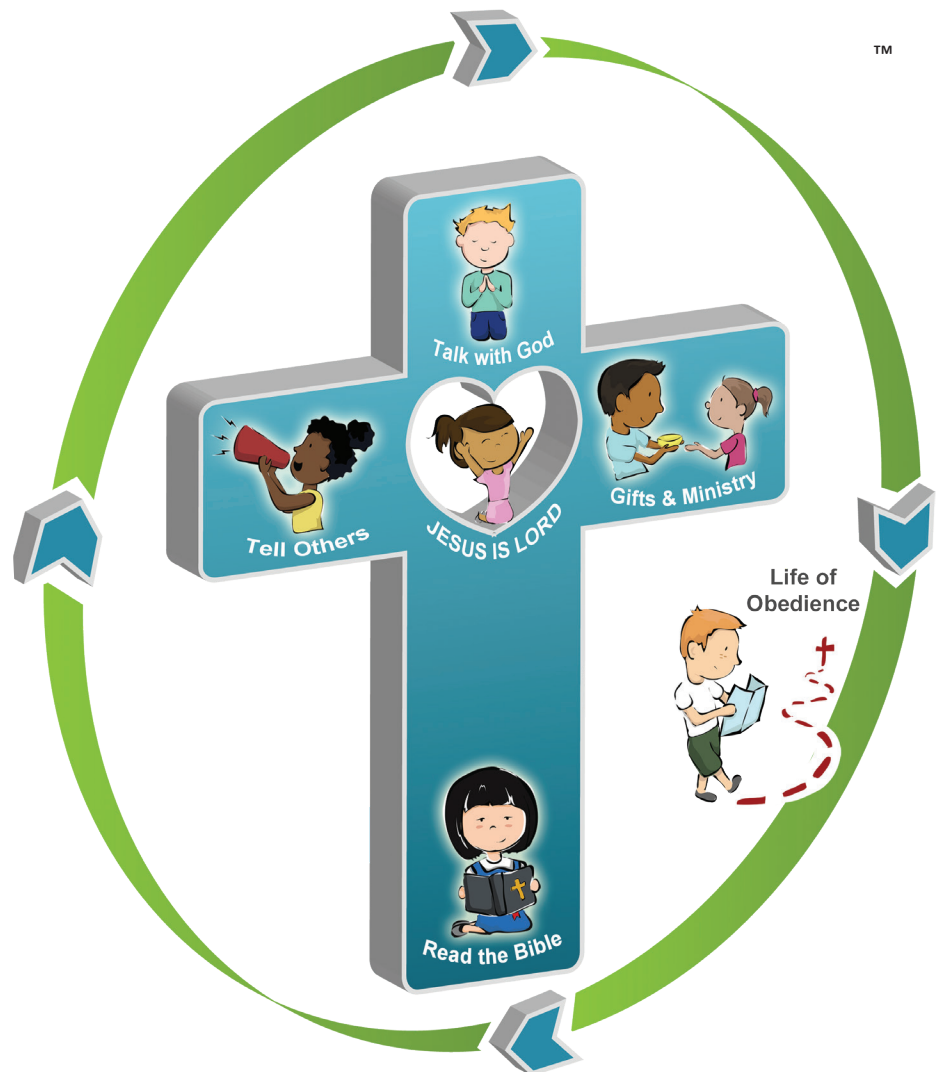
We have the wonderful invitation in Jeremiah 33:3, "Call to Me, and I will answer you, and show you great and [a]mighty things, which you do not know." First John 5:14–15 says, "Now this is the confidence that we have in Him, that if we ask anything according to His will, He hears us. And if we know that He hears us, whatever we ask, we know that we have the petitions that we have asked of Him." Therefore, we can come boldly before the Lord in submission to Him, and He will answer our requests. This is how we have a personal relationship with Him.

The vertical part of The Cross represents our relationship with God. Jesus said: "'You shall love the Lord your God with all your heart, with all your soul, and with all your mind.' This is the first and great commandment" (Matthew 22:37–38). The second part of our relationship with God becomes horizontal. "And the second is like it: 'You shall love your neighbor as yourself.' On these two commandments hang all the Law and the Prophets" (Matthew 22:39–40). Looking at The Cross, we are called to "Tell Others" the wonderful Gospel message, and God has given us gifts for ministry. When we are doing all the parts of The Cross, we are living out a life of obedience to Christ.

The Life of Obedience

Parts of The Cross

- **The Center of The Cross—Jesus Is Lord:** Jesus Christ must be Lord of every area of the N.K.s' lives. They will learn to allow Him to live His life through them. (Galatians 2:20)
- **The Base of The Cross—Read the Bible:** In order to find God's will, they must read His Word daily. (Psalm 119:105)
- **The Top of The Cross—Talk With God:** Prayer is the open invitation to spend time talking with God each day. The children can talk with Him anytime and anywhere. (Jeremiah 33:3)
- **The Left Side of The Cross—Tell Others:** Jesus commands His followers to tell the world about His great love for them. The N.K.s will be challenged to share their faith daily. (Matthew 28:19-20)
- **The Right Side of The Cross—Gifts and Ministry:** The Holy Spirit has given gifts to every child of God, and the children are to use these gifts to serve God in the church and in the world. (Ephesians 2:10)
- **The Circle around The Cross—Life of Obedience:** The Lord Jesus calls believers to obey His leadership. In following the parts of The Cross, the N.K.s can accomplish His desires for their lives.



Copyright © 2010 by Dr. Clint May


WARNING!

PLEASE READ THIS BEFORE YOU BEGIN THIS STUDY!

Jesus calls us to “Go therefore and make disciples of all the nations, baptizing them in the name of the Father and of the Son and of the Holy Spirit, teaching them to observe all things that I have commanded you” (Matthew 28:19-20a). Jesus lived a life of abandonment to the Father. We are calling you to do the same (Luke 9:23). Jesus modeled for His disciples a life of faith, integrity, and grace. Through His example, He also equipped His disciples to change the world. You are called to do the same. Number one, you are called to be a role model. That means, like your students, you are in the Word of God daily. When you go to your small group, you should have done the same Bible study as they have and have your memory verse memorized. So, make sure you get a copy of the student devotional book from the beginning. Do not ask them to do anything you are not doing. Your life must be one of integrity. Do not say one thing and live another. Children can pick up on this rather quickly. You can easily become a stumbling block to them. Just like Jesus, you are to equip and release the children in your group to minister using their spiritual gifts.

Here are some quick pointers:

- 1. Hold them accountable.** The more you encourage your students to do their devotionals each day, the more you will see transformation in their lives. Call them every week. By your constant encouragement, you will see life changes. The greatest thing is that they will have already studied what you will be talking about in your small group, and you will be able to help them apply it.
- 2. Find out where they are spiritually.** Do they know Christ? If not, you will find in the Leadership Training Handbook tools for learning how to share Christ and how to counsel with a child and lead them to the Lord.
- 3. Release them to minister in your D-Group.** This means once you know where they are spiritually, administer the Spiritual Gift Test that is in the back of your Training Handbook. Determine what their gifts are and then begin getting them involved in teaching, praying, keeping records, helping in the class, and ministering to one another.
- 4. Do it!** If you will take these steps, you will become a disciplemaker, and you will see their lives changed before your eyes. You see, children connect with their faith through action. Faith is not something that is taught; it is caught by living it out in front of them. The spiritual gifts of children give them identity and purpose in the body of Christ. Like you, they are called to minister right now.
- 5. They do not have a “baby” Holy Spirit.** When a child receives Christ as their Savior and Lord, they are sealed by the Holy Spirit—THE Holy Spirit (Ephesians 1:13). This means they are called to minister now. One of your greatest joys will be to watch them grow using their gifts. This is a fulfillment of your calling as a teacher (Ephesians 4:11-13).



Now go and make disciples. Throughout the coming weeks, you will see milestones that can move you into becoming a life-changing leader in your church. This guide is your tool for helping children have a deeper walk with Christ. Remember, the more you can have them take on roles in your group, the more you will develop them into the ministers they are called to be.

NOTE: This Leader Guide for Disciple Group is loaded with materials. You do not have to do everything in the guide. This gives you the freedom to allow the Holy Spirit to lead your group. Prayer should be the first thing you do. Also, as you move your group and begin to engage them in using their gifts, you can then give them parts of the Leader Guide to teach using their gifts.

Milestone One: I Do, You Watch (Be a model for them.): As the leader, do your daily quiet times. You do all the preparations and teaching, and you model for them a person who is faithful in their walk with Christ.

Milestone Two: I Do, You Help (Invite them to help.): Find out where your kids are spiritually. Do they know Christ? If not, share the Gospel with them and invite them to join in. Have them take the Spiritual Gift Test. Begin to allow them to teach small parts of the lesson, lead the prayer time, help in the class, etc.

Milestone Three: You Do, I Help (Give them more responsibility.): By now, you will begin to see an excitement among the children in your group as they begin to discover their spiritual gifts and use them in your group. Remember, they are doing the Bible study at home, so this allows you more and more freedom to let them be active and lead within your group.

Milestone Four: You Do, I Watch (Allow them to take ownership.): This may seem a little crazy, but what you are doing will have a life-changing impact on their lives. You will have become obedient to your calling to equip these younger saints for ministry. Read Ephesians 4:11-13 for a clearer understanding of what this means.

Milestone Five: You Do! As your group is being led through this process, you will see and hear amazing things. We have heard many stories of children who have been equipped and have started teaching Bible studies at their schools and leading their friends to Christ. The unique thing is that the Holy Spirit will guide them to do amazing things, all because you equipped and released them to minister.

This may sound out of the ordinary, but it really is not. Jesus has a plan for every believer in Christ. You can have an amazing part of it by allowing them to discover God's purpose for their lives and by fanning the flame of their gifts and empowering them to use them. It is our deepest prayer that you will find the joy of discipling, equipping, and empowering the next generation in your church.

Start
Milestone

Disciple Group Information

Each Disciple Group will consist of four or five children. Before going to your Disciple Group, go through the materials and become familiar with your studies. The Disciple Group Bible study will complement what your group studied the previous week. This Leader Guide is designed to provide you with Bible study aids and activities to help the students learn the biblical concepts you are teaching. You will most likely not have enough time to do everything presented here, so plan on using the materials that you believe will be most effective with your students. The following is a basic outline of each week's lesson:

Lesson Topic: In Level 3: Fall, the children will learn about different aspects of the Bible each week. A definition of each week's lesson topic will appear at the beginning of the study.

Learning Objective: The Learning Objective is the desired outcome of each week's Disciple Group time. This identifies the goal your group should try to achieve each week.

Memory Verse: The N.K.s are given a memory verse to learn each week with their devotionals. One of the most important parts of Disciple Group time is reciting the memory verse. Take time each week during the Bible Study Review to make sure they have memorized their verse. You should also review the past weeks' verses so the children can always keep them in their hearts and minds.

Spiritual Preparation: These prayer suggestions are provided for you to pray about as you prepare for your Disciple Group time. They will guide you in the direction of personal preparation and how to pray specifically for the children in your group.



Opening Prayer: Begin your Disciple Group time with prayer. Pray on the armor of God first because you have an enemy that wants to frustrate and hinder your Bible study time together. God has provided the armor for your protection.

The Armor of God can be found in Ephesians 6:10-17. In order to teach your group the importance of the armor, each week have them all stand up before prayer time and visually put it on. For example: Belt of truth—Using their hands, have them pretend to put a belt around their waists. Breastplate of righteousness—They can act like they are sliding it over their heads and strapping it on. Sandals of peace—Have them sit down and “put on” their sandals. Complete the armor with the shield of faith, the helmet of salvation, and the sword of the Spirit.

Starting with prayer will help you and your students get focused and prepared for Disciple Group time.



Biblical Explanation: The Biblical Explanation gives you a brief interpretation of Scripture and further insights for the Disciple Group time.



Bible Story: The Bible Story gives the children a biblical illustration of the concepts they are learning in each week's Bible study.



Bible Study Review: This section provides the students with the opportunity to quote their memory verse for the week, recite previous weeks' verses, and review the past week's devotionals that they did at home. The review questions are designed to evaluate learner comprehension. After asking these questions, you may find that your group lacks understanding in a particular area. If so, discuss the materials they did not understand.



The Cross: The Cross reminds the children each week of how we relate to God and to others in living a life of obedience to the Lord. This section will explain how each week's lesson applies to The Cross.



Object Lesson: Some children are visual learners. The Object Lessons are provided to further enhance learning and help give children a better grasp of biblical principles.



Learning Activity: These activities give the children a hands-on activity that will reinforce the message of each week's lesson. It will give them a practical way to apply the lesson to their lives and encourage them to "live it out" when they leave Disciple Group time. If the children do not understand how to apply the lesson to their daily lives, they will not have learned effectively.

P.R.A.Y.: The P.R.A.Y. acrostic is a reminder of how to pray daily and in small group time. You want to help children develop a daily prayer time beginning with praise and thanksgiving (P), followed by confession and repentance of sin (R). Teach your N.K.s to ask, or make their requests known to God (A). The most important part of the Christian life is SURRENDER, or yield (Y). This is key to their personal growth and gives them a daily reminder of who is in control. The prayer guides relate to each week's lesson and are provided as prayer starters. You, the leader, might say the prayer guide, then each N.K. can say a related prayer. You might want to sit in a circle and pray around the circle. Lead the group in praise and thanksgiving, then move into confession of sin. Next, have them tell God their needs. End prayer time with them yielding and surrendering their lives to God. It is important for you to allow the Holy Spirit to guide each child as they pray.

Make a copy of the P.R.A.Y. acrostic cards on **page 12**, cut them apart, and give each card to a child. When it is time to do each type of prayer, have the child with that card hold it so that everyone can see. This will help remind each child how you are praying at the time.



Leader Notes & N.K. Prayer Requests: This section is provided as a place for you to write down any thoughts or ideas you may have as you study and prepare for Disciple Group time each week. You can also write down any prayer requests your N.K.s share with you when you make your weekly phone calls.

Orientation

Begin by welcoming the children in your group to Nehemiah Kids. (You can invite their parents to your first Disciple Group meeting so they can learn about the N.K. devotional books and what is expected of their children during their daily devotional times.) This small group session will allow you to get acquainted with the children in your group. In addition, it will give you an opportunity to explain how the daily devotionals work.

Give each child a copy of the N.K. Level 3: Fall devotional book. Have them write their name in the front of their book then turn to the following pages to learn how to use their devotional book.

Welcome to Nehemiah Kids!

(page 5). Read through this section as it gives a brief description of what this book contains.

How to Have a Quiet Time **(page 6).**

Take your time explaining to the group how to spend time with the Lord. Be sure to read the prayer for putting on the armor of God. This prayer is written to help the N.K.s understand the symbolic meaning of each piece of armor and to pray for God to cover each area of their lives with His presence, His Word, His power, and His truth. It is very important that we put on God's spiritual protection daily because it gives us the ability to stand against the enemy's attacks. The students are reminded to put on the armor of God at the beginning of each week's devotionals (see the Week One box on **page 8**). Encourage your students to put on the armor of God every day.

The Life of Obedience **(page 4).**

The Cross is a visual representation of living the Christian life in obedience to Jesus Christ. We will be looking at The Cross repeatedly throughout this Bible study session. The students will become extremely familiar with its various parts, and you will want to encourage them to live out every part of The Cross.

Weekly Memory Verses **(page 7).**

These are the weekly memory verses your children will be learning during the next eighteen weeks. The memory verse for each week is referenced at the beginning of each week's devotional to remind the N.K.s to learn it (see the Week One box on **page 8**). Explain to your group that memorizing Scripture can be easy if they will start on the first day of the week instead of waiting until the last day to do it. Encourage them to begin by memorizing only two to three words the first day, then adding a few more words each day after that until they have it down.

Week One Devotionals **(page 8).**

At the beginning of each week's devotionals, there is a box with the lesson topic and definition (Week One's lesson topic is "God's Word"), their memory verse for the week (they need to practice memorizing it every day), and the armor of God prayer (remind your students to put on the armor of God every day). There is a devotional for six days of the week. The N.K.s can write the day of the week on the blank line at the beginning of each day's lesson. The daily devotionals begin with a Bible passage to read (it is recommended for them to use the **New King James Version** of the Bible), ask questions for thought, provide an explanation/application of the verse(s), and PRAY gives them guidance for praying and writing in their Prayer Journal. The N.K.s need to do one devotional each day. If they get behind, they can use their extra day to catch up.

Parent Talk: Christian Worldview (page 11).

Explain how the Parent Talk section works. On Day 6 of each week, a parent needs to sit down with the child and discuss the devotionals for that week. The N.K. will be required to quote the memory verse to their parent, answer review questions, and pray with their parent. When they have completed this section, the parent needs to write their initials and the date in the box that follows the devotional. **(Parents should be shown page 5 in the devotional books where they can read about the Parent Talk sections.)**

Prayer Journal (page 80).

Turn to the Prayer Journal and show the students how they can easily find the Prayer Journal by looking for the dark edges on the journal pages. Part of our vision for N.K. is to develop prayer warriors out of children. A child in their innocence can do tremendous battle for their family, friends, and the world. They just need to be taught how by your example, modeling for them how to do it. The Prayer Warrior Journal gives specific things to pray for each day. Prayer is spiritual warfare and the privilege of every believer in Christ. Spiritual warfare is REAL! Through prayer, we put on the armor of God for our spiritual protection. It is very important to encourage your group to put on the armor of God daily so that they can stand against the enemy's assaults (Ephesians 6:10-18).

- **Sunday**—Encourage your N.K.s to search their hearts before the Lord on a daily basis. Encourage them to ask God to show them any sin in their lives and to confess their sins to be made right with Him (1 John 1:9).
- **Monday**—Families are in a major battle today. If the enemy can destroy a marriage, it will do major damage and pain to the children living in that family. Encourage your group to pray for their parents on a regular basis for God's protection over them.
- **Tuesday**—The Top Five. Your N.K.s will know lost friends and family members. Have them write down the names of their top five on Tuesday in their Prayer Journal, and encourage them to pray daily for the salvation of these people.

- **Wednesday**—The responsibility of every believer is to “Go” (Matthew 28:19-20). We are also called to pray for the nations. There are billions of people around the world who have not heard the Gospel message one time. On Wednesday, encourage your group to pick three nations to pray for, and pray that the Lord would send out Christians to share the Good News in that country.

- **Thursday**—Find out who your church supports on the mission field and add their names in your Prayer Journal. They need our prayers as they proclaim the Good News of Christ around the world.

- **Friday**—With the Friday prayer guide, children are reminded to pray for various people in authority (1 Timothy 2:1-3).

- **Saturday**—Every nation needs revival and an outpouring of the Holy Spirit. Encourage your group to humble themselves and pray for our nation so that God might bring healing in our land.

Incentive Pages (pages 2-3). The Incentive Page is designed to reward the students for completing all of their devotionals each week, learning their weekly memory verses, exhibiting good behavior during Disciple Group meetings, and doing the Parent Talk section with a parent each week. The N.K.s will receive a sticker for each of the four categories already mentioned if completed each week. Their goal is to get as many stickers by the end of eighteen weeks as possible. At the end of the session, they will be rewarded the number of tokens as the number of stickers they received during the session. If your church provides prizes, the N.K.s will be able to use the tokens to “purchase” fun items that will be made available to them at that time.

P.R.A.Y. Acrostic Cards

Copy these cards onto cardstock and cut out to use during your Disciple Group prayer time.

Praise and Thanksgiving	Repent and Confess
Ask	Yield and Surrender

Copyright © 2010 by Dr. Clint May. Permission to reproduce.

Weekly Memory Verses

The following are the weekly memory verses that the N.K.s will be learning. It is important that you also learn the memory verses. As leaders, we want to be examples for our students, and we should be faithful in Scripture memory ourselves.

Week One—“All Scripture is given by inspiration of God, and is profitable for doctrine, for reproof, for correction, for instruction in righteousness.” (2 Timothy 3:16)

Week Two—“Your word I have hidden in my heart, That I might not sin against You.” (Psalm 119:11)

Week Three—“But God demonstrates His own love toward us, in that while we were still sinners, Christ died for us.” (Romans 5:8)

Week Four—“For by grace you have been saved through faith, and that not of yourselves; it is the gift of God.” (Ephesians 2:8)

Week Five—“You shall love the Lord your God with all your heart, with all your soul, and with all your mind.” (Matthew 22:37)

Week Six—“...that you may walk worthy of the Lord, fully pleasing Him, being fruitful in every good work and increasing in the knowledge of God.” (Colossians 1:10)

Week Seven—“I am the vine, you are the branches. He who abides in Me, and I in him, bears much fruit; for without Me you can do nothing.” (John 15:5)

Week Eight—“Ask, and it will be given to you; seek, and you will find; knock, and it will be opened to you.” (Matthew 7:7)

Week Nine—“Great is the Lord, and greatly to be praised; And His greatness is unsearchable.” (Psalm 145:3)

Week Ten—“But you shall receive power when the Holy Spirit has come upon you; and you shall be witnesses to Me.” (Acts 1:8a)

Week Eleven—“For I delivered to you first of all that which I also received: that Christ died for our sins according to the Scriptures.” (1 Corinthians 15:3)

Week Twelve—“For where your treasure is, there your heart will be also.” (Matthew 6:21)

Week Thirteen—“For we are His workmanship, created in Christ Jesus for good works, which God prepared beforehand that we should walk in them.” (Ephesians 2:10)

Week Fourteen—“A new commandment I give to you, that you love one another; as I have loved you, that you also love one another.” (John 13:34)

Week Fifteen—“And be kind to one another, tenderhearted, forgiving one another, even as God in Christ forgave you.” (Ephesians 4:32)

Week Sixteen—“I can do all things through Christ who strengthens me.” (Philippians 4:13)

Week Seventeen—“Watch and pray, lest you enter into temptation. The spirit indeed is willing, but the flesh is weak.” (Matthew 26:41)

Week Eighteen—“For He Himself has said, ‘I will never leave you nor forsake you.’” (Hebrews 13:5b)

WEEK 1

God's Word (Part 1)

Lesson Topic—God's Word

The Bible, God's instructions and message of love and life for you

Learning Objective

The N.K.s will understand that God's Word can be trusted because God inspired men to write it.

Memory Verse

"All Scripture is given by inspiration of God, and is profitable for doctrine, for reproof, for correction, for instruction in righteousness." (2 Timothy 3:16)

Spiritual Preparation

Call the N.K.s in your group, and ask them if they have any specific prayer needs. Pray for each of them by name.

Pray for the Lord to give each student a passion for reading God's Word as they develop the discipline of a daily quiet time.

Pray that the parents of your N.K.s will partner with you and their child in having a daily quiet time and daily Bible reading.

Ask the Lord to give you wisdom for teaching the children how to establish a daily quiet time and how best to read God's Word.



Opening Prayer

1. Begin your Disciple Group meeting with a time of prayer.
2. Have your N.K.s stand up and put on the armor of God, piece-by-piece. (They can turn to **page 8** in their devotional books to see the pieces of the armor. Remind them of the importance of praying on the armor every day as they begin their daily quiet time.)
3. Ask the students in your group to share their prayer requests and praises, then have each child pray for the person on their right.
4. End the prayer time by asking the Lord to help the N.K.s listen and learn during Disciple Group today.



Biblical Explanation

Can the Bible be trusted? Is there any absolute truth? Yes, the Bible—God's Word. We have a problem in our culture today according to current research done with Christian youth: "48 percent of teenagers today believe that it does not matter what religious faith you associate with because they all believe the same principles and truth; 70 percent of America's youth today do not believe that there is any absolute moral truth or guidelines for life."¹ God's Word says otherwise: "All Scripture is given by inspiration of God, and is profitable for doctrine, for reproof, for correction, for instruction in righteousness" (2 Timothy 3:16).

The Bible is the inspired Word of God. Men of old under the inspiration of the Holy Spirit wrote a love letter to mankind...from God. God inspired and led these men to write down what He told them so that others might hear His truths and find salvation through His Son. His Word gives us instruction for life. "The instruction of Christian leaders, the authority of the Scriptures, and the authority of Jesus Christ combine to make a person wise and prepared for salvation by belief in Jesus. Scripture is God-breathed and thus authoritative in all areas of ministry...The Bible is the textbook of the Christian faith."² Through God's Word, we are able to find Him. As we look at Scripture, we learn what life is about and how to find our purpose. From it we learn how to fulfill that purpose.

Looking at The Cross, we see the words "Read the Bible" at the base. We must be in God's Word daily to understand His will and direction for our lives. Remind your students today that the Bible always points us to God and His purpose for our lives. The psalmist wrote, "Your word is a lamp to my feet And a light to my path" (Psalm 119:105).

1 - Josh McDowell and Bob Hostetler, *Beyond Belief to Conviction* (Wheaton: Tyndale House Publishers, 2002), 9.

2 - *The Disciple's Study Bible* (Nashville: Holman Bible Publishers, 1988), 1559.

Bible Story

Tell the story from 2 Timothy 3:1-17 of Paul's encouragement to Timothy as he would be facing difficult times in his ministry. Explain that Paul warned Timothy of the kinds of sin the people would be caught up in, and he encouraged Timothy to cling to the promises of God's Word. Highlight the following points:

- Some of the things Timothy would encounter included: people who are focused on themselves, gossipers, people who are proud and boastful, haters of good, lovers of pleasure, people with no self-control, and disobedient children.
- Paul told Timothy to have nothing to do with those people.
- Even though some of those people would always continue to learn, they would never come to the knowledge of truth.
- Paul described them as being like men who opposed Moses—they would oppose the truth. They would be wicked in the minds and be rejected from the faith.
- However, God would make sure that their ignorance of His Word and their foolish ways were evident to all. Paul encouraged Timothy that those men would not succeed in their evil pursuits.
- Paul also reminded Timothy of the persecution he himself had faced in Antioch, Iconium, and Lystra, and Paul recalled how the Lord had rescued him from the persecution.
- Paul warned Timothy that all who want to live a godly life would be persecuted.
- With those things in mind, Paul encouraged Timothy to continue in what he had learned from Scripture. In other words, Timothy had learned about God and His ways from reading the Bible and about how he was supposed to live in order to please God. Paul wanted Timothy to continue obeying God's Word.
- Furthermore, Paul reminded Timothy that the sacred writings (the Bible) give wisdom that leads to salvation through Jesus Christ.
- Paul then stated an absolute truth: Scripture comes from God and serves many purposes—teaching, correcting, rebuking, and training in righteousness.
- This letter to Timothy is relevant to us today. God's Word prepares us for every good work.

Bible Study Review

1. Review and discuss the Lesson Topic definition of *God's Word* (above).
2. Have the N.K.s in your group recite this past week's memory verse and explain what this verse means to them.
3. Ask the following review questions:
 - Where did the Bible come from?
 - Why is the Bible so important for your life?
 - What must you do when you read verses from Scripture?
 - What words of encouragement did Paul give Timothy?



The Cross

Explain the importance of The Cross:

- The center of The Cross is “Jesus Is Lord.” When you accept Jesus into your life, you are making a commitment to live in obedience to His Word. Therefore, you must study His Word and apply it to your life.
- The base of The Cross is “Read the Bible.” Jesus wants you to read your Bible daily so that you will know what is true. It is God's guidebook for your life.
- The top of The Cross is “Talk With God.” Jesus wants you to talk with Him, asking Him to help you do whatever He desires. God will also speak to you in your prayers times. As you pray, He may bring a verse to mind for you to understand or for you to obey.
- The left side of The Cross is “Tell Others.” You must be willing to tell others the truths of God's Word. Scripture promises, “So is my word that goes out from my mouth: It will not return to me empty, but will accomplish what I desire and achieve the purpose for which I sent it” (Isaiah 55:11).
- The right side of The Cross is “Gifts and Ministry.” God may be calling you to lead a Bible study for your friends at school or to help teach a Sunday school class. He will prepare you for the task.
- The circle around The Cross represents a “Life of Obedience.” When you are doing all the things on The Cross, you will have peace in knowing that you are living in obedience to God by doing what Scripture commands.

NOTES

Object Lessons

1. You will need a flashlight. Turn off the lights in your room, and turn the flashlight on. Explain: “God’s Word is like a light. When we are in darkness, it is our guide so we can see clearly to walk and know where we are going. God’s Word gives us instructions on how we should live our lives. It will teach us and guide our every step if we obey what it says. The psalmist says, “Your word is a lamp to my feet And a light to my path” (Psalm 119:105). God’s Word can be trusted, and its truths will help us live out a life that is pleasing to God.
2. Take a GPS or a picture of a GPS to your Disciple Group. Explain: “The **Global Positioning System** (GPS) is a satellite-based navigation system made up of a network of 24 satellites placed into orbit...A GPS receiver must be locked on to the signal of at least three satellites to calculate a 2D position (latitude and longitude) and track movement. With four or more satellites in view, the receiver can determine the user’s 3D position (latitude, longitude and altitude). Once the user’s position has been determined, the GPS unit can calculate other information, such as speed, bearing, track, trip distance, distance to destination, sunrise and sunset time and more.”³ Some cars have a GPS in them. They give clear instructions for the driver to follow. It tells the driver when to make turns and when they arrive at their destination. God’s Word is the GPS—“God Positioning System”—for us. It lets us know where we are with God at all times. Second Timothy 3:16 teaches us, “All Scripture is given by inspiration of God, and is profitable for doctrine, for reproof, for correction, for instruction in righteousness.”

Learning Activity

In this activity, the N.K.s will make a bookmark to place in their Bibles. This bookmark will help the students as they read Scripture daily. It will be a reminder of the Scripture passage they read during their quiet time. Collect and prepare the following items:

- Construction paper
- Ribbons
- Markers
- Pens/Pencils
- Hole Punch
- Scissors
- Stickers
- Gems (optional)
- Any material that can be used to decorate a bookmark

As a leader, you can help prepare for making the bookmarks by cutting the construction paper and ribbons so that the children will not need to do so themselves. Explain to the preteens that they will be making a bookmark to place in their Bibles. They will need to be given the construction paper and a writing utensil to start making their bookmarks. You may encourage them to

³ - www8.garmin.com/aboutGPS/



ORDER ADDITIONAL PRODUCTS ONLINE AT:
www.LeadersInTraining.com
412 Mercedes St., Suite F, Benbrook, TX 76126