



NEHEMIAH KIDS

Nehemiah 1:11

Bible Basics

Level 1: Fall Devotionals

All scripture quotations are taken from the New King James Version®. Copyright © 1982 by Thomas Nelson. Used by permission. All rights reserved.

NEHEMIAH KIDS: Bible Basics
Level 1: Fall Devotionals

New Design 2019
Revised 2013, 2016, 2019

Copyright © 2010 by Dr. Clint May

Published by
L.I.T. Ministries
412 Mercedes Street, Suite F
Benbrook, TX 76126

Written by Dr. Clint May, Dr. Tricia Jernigan, Dr. David Nigh, and Amy McMullin
Edited by Amy McMullin; Assisted by Selah McMullin
Initial design by Precision Creations (www.PrecisionCreations.com)
Revised page design, layout, and typesetting by D'awn Howland
Illustrations by Katherine Holmes
New design by Richard Cervantes

All rights reserved. No portion of this book may be reproduced in any form without written permission of L.I.T. Ministries.

PRINTED IN THE UNITED STATES OF AMERICA

Fall Devotionals • Bible Basics

Table of Contents

Welcome to Nehemiah Kids	5
Starting Nehemiah Kids Level 1: Fall Devotionals, 5	
Parent Talk: Developing a Christian Worldview, 5	
How to Have a Quiet Time, 6	
Weekly Memory Verses, 7	
Week One: Who Is God?	8
Week Two: God, Our Creator	12
Week Three: What Is Sin?	16
Week Four: The Bible, God’s Word	20
Week Five: Who Is Jesus?	24
Week Six: How Can I Be Saved?	28
Week Seven: Why Do We Worship God?	32
Week Eight: Who Is the Holy Spirit?	36
Week Nine: Talking With God	40
Week Ten: The Church	44
Week Eleven: Obedience	48
Week Twelve: Love God	52
Week Thirteen: Love Your Neighbor	56
Week Fourteen: Stewardship—Tithing	60
Week Fifteen: Stewardship—Giving	64
Week Sixteen: Baptism	68
Week Seventeen: The Lord’s Supper	72
Week Eighteen: Tell Others	76
Prayer Journal	80



Incentive Page

Your Name: _____

KEY

Number: *Devotional Week*

D: *Devotional Completed*

M: *Memory Verse Learned*

G: *Good Behavior in Class*

P: *Parent Talk Signed*

N.K. Token Totals

Number of Devotionals Completed: _____

Number of Memory Verses Learned: _____

Good Behavior in Class: _____

Parent Talks Signed: _____

Total Tokens Awarded: _____

Congratulations!

You made it to the top!

18. D M G P

17. D M G P

16. D M G P

15. D M G P

14. D M G P

13. D M G P

12. D M G P

11. D M G P

10. D M G P

9. D M G P

8. D M G P

7. D M G P

6. D M G P

5. D M G P


4. D M G P

3. D M G P

2. D M G P

1. D M G P

The Life of Obedience



Copyright © 2010 by Dr. Clint May

Welcome to Nehemiah Kids!

Nehemiah Kids (N.K.) will help you develop some very important steps to growing in your faith and to understanding who God is and what His plans are for your life. Did you know that the Creator of the universe, God, wants to spend time with you? It's true! He wants to spend time with YOU. Jeremiah 33:3 says, *"Call to Me, and I will answer you, and show you great and mighty things, which you do not know."* He is never too busy for you. He is always there, 24/7 (twenty-four hours a day, seven days a week). Part of walking with God is learning how to spend time with Him each day. This is called a "quiet time." You will want to spend time with Him in prayer and Bible study every day for strength and encouragement. Read the instructions on the following pages to learn how to get started. It will be best for you to use the **New King James Version** of the Bible as you work through this workbook. For the next eighteen weeks, you will discover how special you are to God. Remember, God gave His Son for you.

Starting Nehemiah Kids Level 1: Fall Devotionals

Start with Week One, and do all of the following steps every day. First, read the topic definition for the week, then work on learning your memory verse. Next, pray on the armor of God. This will prepare you for hearing God's voice as you do your Bible study each day. It will also help you live for Jesus throughout the day. The Bible study comes next. There is a study for six days of the week (you can write the day of the week on the blank line at the beginning of each day's lesson). Do one Bible study each day. If you get behind, use your extra day to catch up.

Remember, you are developing a daily quiet time with God. When you are ready to pray, turn to the Prayer Journal for ideas on how to pray each day. Use this daily guide to help you pray more effectively. Write down your requests and the date, then write the date when God answers your prayers. Day 6 is special. Read the section below to see what it is all about.

Parent Talk: Developing a Christian Worldview

"Impress them on your children. Talk about them when you sit at home and when you walk along the road, when you lie down and when you get up."

(Deuteronomy 6:7)

There are many beliefs in our world. These beliefs can be considered a person's worldview. A worldview is how a person determines what they believe about who they are as a person, their purpose for being here on Earth, what they believe to be truth, what they believe about family, and how they view the needs of the world around them.

As Christians, we look at things differently because we have God's Word to guide us. On sunny days, some people wear sunglasses to filter out the sun's rays. They find it easier to see with sunglasses on bright days. As we live in the world, we need to have a filter to help us determine what is right and wrong. It is like putting on sunglasses to block out the sun. So the believer takes up the Bible to block out those views that do not line up with God's Word. In every situation we face, we should put on our "Bible glasses" to view our world in light of God's Word. Our decisions and our lives should be directly in line with the Bible.


Parents, take this time each week to sit down with your child and talk with them about what God's Word says about the topic of the week. Strive to develop a Christian worldview in your child. This will be a great time of teaching your child and seeing what they have already learned. Make sure you pray with your child as well.

How to Have a Quiet Time

1. Each day you should find a time that is best for you to spend with God.
2. Find a quiet place. Make sure the radio and TV are off.
3. Approach God with the highest respect.
4. Ask God to help you understand what you are reading.
5. Remember, God loves you and cares about your every need.
6. Do not do all the talking. Let God speak to your heart.
7. If God shows you something in His Word, “Do it.”
8. Write down your prayer requests and the date of your requests so you can see how God answers your prayers.
9. Journal: Because it is difficult to remember everything God does in our lives, it is good to keep a journal. Write down specific things that He does so you can look back during hard times and be encouraged. You can write out your prayers if you like and be able to express your desires and burdens in written form. Journaling also allows you to write down your fears, worries, and struggles. It gives you something more specific to pray about. It allows you to evaluate each day and know how to live better tomorrow. Your journal is also a place for notes. As you study, write down what you have learned in your journal. You can use the Prayer Journal at the back of this book beginning on **page 80**.
10. Pray on the armor of God each day. You have an enemy, and God has provided the armor for your protection. You put the armor on through prayer. It is simple. Just pray,

LORD JESUS, I take the **belt of truth**. Thank You for Your Word, which is truth. I put on the **breastplate of righteousness** because I have been made righteous only by faith in You. I put on the **sandals of peace**. Empower me today to share with others the Gospel of peace. I take up the **shield of faith**. Help me by faith to obey You

in everything. I put on the **helmet of salvation**. Help me to take every thought captive to obedience to You. I take up the **sword of the spirit**, which is the Word of God. Bring to mind the promises of Your Word today and crush Satan's attempts to defeat me. Thank You for Your protection. In Jesus' name I pray, **AMEN**.



It is that simple and very effective against the devil's attacks. Do not forget to pray on your armor every day!

“Finally, my brethren, be strong in the Lord and in the power of His might. Put on the whole armor of God, that you may be able to stand against the wiles of the devil.”
(Ephesians 6:10–11)

Weekly Memory Verses

Read through your memory verse for the week you are on every day that week. Start to memorize the verse a few words at a time. Each day add a few more words to what you already know. By the end of the week, you will have the memory verse down, and you will be able to quote it easily.

Week One—“For God is the King of all the earth.” (Psalm 47:7a)

Week Two—“In the beginning God created the heavens and the earth.” (Genesis 1:1)

Week Three—“For the wages of sin is death.” (Romans 6:23a)

Week Four—“Your word I have hidden in my heart, That I might not sin against You.” (Psalm 119:11)

Week Five—“For Christ also suffered once for sins . . . that He might bring us to God.” (1 Peter 3:18a)

Week Six—“Jesus said to him, ‘I am the way, the truth, and the life. No one comes to the Father except through Me.’” (John 14:6)

Week Seven—“It is good to give thanks to the Lord, And to sing praises to Your name, O Most High.” (Psalm 92:1)

Week Eight—“However, when He, the Spirit of truth, has come, He will guide you into all truth.” (John 16:13a)

Week Nine—“. . . praying always with all prayer and supplication in the Spirit.” (Ephesians 6:18a)

Week Ten—“. . . to Him be glory in the church by Christ Jesus.” (Ephesians 3:21a)

Week Eleven—“Children, obey your parents in the Lord, for this is right.” (Ephesians 6:1)

Week Twelve—“You shall love the Lord your God with all your heart, with all your soul, and with all your mind.” (Matthew 22:37)

Week Thirteen—“You shall love your neighbor as yourself.” (Matthew 22:39b)

Week Fourteen—“And all the tithe . . . is the Lord’s. It is holy to the Lord.” (Leviticus 27:30)

Week Fifteen—“. . . distributing to the needs of the saints, given to hospitality.” (Romans 12:13)

Week Sixteen—“When all the people were baptized . . . Jesus also was baptized.” (Luke 3:21a)

Week Seventeen—“. . . do this in remembrance of Me.” (1 Corinthians 11:24b)

Week Eighteen—“. . . tell them what great things the Lord has done for you.” (Mark 5:19b)

Week One


God

God is the Father, the Son, and the Holy Spirit.

Memory Verse

“For God is the King of all the earth.” (Psalm 47:7a)

pray on the armor of God (Ephesians 6:10-18)



Lord Jesus,

- I put on the belt of truth.
 - I put on the breastplate of righteousness.
 - I put on the sandals of peace.
 - I take up the shield of faith.
 - I put on the helmet of salvation.
 - I take up the sword of the Spirit.
- In Jesus' name I pray, amen.

DAY 1 _____

GOD CREATED EVERYTHING.

Genesis 1:1 says, “In the beginning God _____ the heavens and the earth.”

Who created everything in the beginning? _____ (Color the G's to find your answer.)

G	G	G	G	X	G	G	G	X	G	G	X
G	X	X	X	X	G	X	G	X	G	X	G
G	X	X	X	X	G	X	G	X	G	X	G
G	X	G	G	X	G	X	G	X	G	X	G
G	X	X	G	X	G	X	G	X	G	X	G
G	G	G	G	X	G	G	G	X	G	G	X

PRAY: “Thank You, God, for creating the world and for creating me. Amen.” **Turn to your Prayer Journal (p. 80) and pray as directed.**

WEEK ONE

DAY 2 _____

GOD IS OUR FATHER.

Isaiah 64:8 says, "But now, O Lord, You are our _____ . . . And all we are the work of Your hand."

God is called our _____.

We are the work of whose hands? _____

PRAY: "Thank You, God, for being my Heavenly Father. Amen." **Turn to your Prayer Journal (p. 80) and pray as directed.**

DAY 3 _____

GOD SENT JESUS.

John 3:16a says, "For God so loved the world that He gave His only begotten _____."

Who loves the world (including you)? _____

Who did God send for you? _____

Jesus is God's Son, and He is God.

PRAY: "Thank You, God, for loving me and for sending Jesus for me. Amen." **Turn to your Prayer Journal (p. 80) and pray as directed.**

DAY 4 _____

GOD GAVE THE HOLY SPIRIT.

Acts 15:8 says, "So God . . . acknowledged them by giving them the _____, just as He did to us . . ."

Whom did God give? _____

The Holy Spirit, or Spirit of God, lives in those who believe in Jesus Christ.

PRAY: "Thank You, God, for giving Your Spirit to live in my life. Amen." **Turn to your Prayer Journal (p. 80) and pray as directed.**

DAY 5 _____

GOD IS ALWAYS WITH YOU.

Genesis 28:15a says, "Behold, I am with you and will keep you _____ you go . . ."


God says He is _____ you.

He will _____ you everywhere you go.

God promises He will _____. (Use the secret code to find your answer.)

1	12	23	1	25	19		2	5		23	9	20	8		25	15	21

PRAY: "Thank You, God, for being with me every day. Amen." **Turn to your Prayer Journal (p. 80) and pray as directed.**



DAY 6

PARENT TALK: CHRISTIAN WORLDVIEW

Read 1 John 4:14-16 to your child. Explain that when we believe in Jesus as the Son of God, He lives in us and His love is in us. God's love in us helps us to love others so that they can know Him, too. Many people in the world do not know God's love the way we do. He wants us to share His love with them.

Have your child quote this week's memory verse, then discuss the following with them:

1. God is our Father, He is the Son (Jesus), and He is the Holy Spirit.
2. Who did God send for us? (His Son, Jesus)
3. To whom does God give His Spirit (or Holy Spirit)? (To those who believe in Jesus)
4. Who helps us love others? (God) Why does He want us to love others? (So they can know Him, too)

PRAY: Pray with your child and thank God for loving you so much. **Have your N.K. turn to their Prayer Journal (p. 80) and pray as directed.**

Parent Initials

Date

Secret Code

A	B	C	D	E	F	G	H	I	J	K	L	M
1	2	3	4	5	6	7	8	9	10	11	12	13

N	O	P	Q	R	S	T	U	V	W	X	Y	Z
14	15	16	17	18	19	20	21	22	23	24	25	26



ORDER ADDITIONAL PRODUCTS ONLINE AT:
www.LeadersInTraining.com
412 Mercedes St., Suite F, Benbrook, TX 76126