

# The Gift



Scripture taken from the New King James Version®. Copyright © 1982 by Thomas Nelson. Used by permission. All rights reserved.

# The Gift

Content revised 3-23-20

Illustrations updated 2018

Copyright © L.I.T. Ministries 2016

Published by  
L.I.T. Ministries  
412 Mercedes, Suite F.  
Fort Worth, TX 76126  
[www.leadersintraining.com](http://www.leadersintraining.com)

Written by Clint May

Edited by Amy McMullin

Illustrated by Katherine Holmes

All rights reserved. No portion of this book may be reproduced in any form without written permission of L.I.T. Ministries.

Printed in the United States of America

# TABLE OF CONTENTS

<b>Introduction .....</b>	<b>5</b>
<b>Day One: “Creation and the Fall of Man” .....</b>	<b>7</b>
<b>Day Two: “Jesus’ Birth” .....</b>	<b>19</b>
<b>Day Three: “Jesus’ Life and Miracles” .....</b>	<b>31</b>
<b>Day Four: “Jesus’ Death and Resurrection” .....</b>	<b>45</b>
<b>Day Five: “Paul: The Christian Life” .....</b>	<b>59</b>

*The Gift* Bible study is dedicated  
in loving memory of Claire Copeland,  
for her love and passion for sharing the Gospel  
and for her many prayers and support of L.I.T. Ministries.

# INTRODUCTION

*The Gift* has been written for children to teach children. Everyone loves to receive a gift at Christmas or at a birthday. God offers every person the gift of eternal life. This book is a basic explanation of the story of the gift of eternal life that God offers to all mankind. God's love story and fulfillment of His promised gift came about in Jesus Christ and His sacrifice on the cross for the sins of the world. Anyone can receive this gift by putting their faith in Jesus Christ, believing that He died for their sins and rose from the dead.

## Introduction

Each lesson begins with an opening paragraph giving an overview of what will be taught that day. It may also provide some background information to help understand the context of the Bible story. The Introduction may also give an explanation of the application of the lesson.

## Bible Memory Verse Teaching Plan

Each day has a specific memory verse to teach the children in your Bible study group. At the beginning of each day's lesson, the memory verse is printed boldly for the children to see. It is also printed under Bible Memory Verse Teaching Plan on the first page of the lesson. There are also several bulleted statements explaining the meaning of the verse. Start first with the memory verse and move toward the Bible story. The story will bring greater meaning to the memory verse as the story is taught.

## Bible Study Outlines

Each day's lesson includes a Bible Study Outline made up of multiple sections that each provide a passage of Scripture, major points from the Bible story to emphasize, and pictures that represent the story.

- **Biblical Passage**—At the beginning of each Bible Study Outline, you will find the passage of Scripture where the biblical story is found. Take time to mark your Bible and have it ready to read to your Bible study group. It is always best to read Scripture directly from the Bible so that children will know you are reading from God's Word.
- **Major Points**—In sentence form, the Bible Study Outline provides the major points you will want to mention as you tell each Bible story. Some parts of the story are directly quoted from Scripture to stay true to God's Word and not to take away from the content of the Bible. These outlines are to help the teacher as they review the story with the children they are teaching.
- **Pictures**—On the opposite page of each Bible Study Outline is a picture that goes with the story. You can fold the book so that the picture faces the children while the story faces the teacher.

## Decision and Invitation

At the end of each day's lesson, you will find a simplistic explanation and diagram to help students understand that sin separates us from God. This is followed by specific instructions on how to lead children in your group to a personal decision to follow Christ.

**“For all  
have sinned  
and fall short  
of the glory  
of God.”**

**(Romans 3:23)**

# **DAY ONE**

## **“CREATION AND THE FALL OF MAN”**

### **Introduction**

Today’s Bible study is about the creation of the world and the most wonderful creation of all—man. Why is man so special? We were created in the image of God. God said, “Let Us make man in Our image” (Genesis 1:26a). God considers man to be the wonder of all creation, so He gave man the responsibility to rule over all creation. At that time, God gave commands to Adam and Eve to obey and live out. The most important command in the Garden was, “But of the tree of the knowledge of good and evil you shall not eat, for in the day that you eat of it you shall surely die” (Genesis 2:17). He warned them that if they ate of it, they would surely die.

One might ask where sin came from and when it started. It all began in the Garden. From one major mistake, sin entered into the whole world. The glory of the creation story is that even though Adam and Eve completely messed up, God promised to one day send a Savior. God is holy and just, and He expects all mankind to be obedient to His authority and Word. Adam and Eve did not obey, and they lost everything good that God had given them.

### **Bible Memory Verse Teaching Plan**

#### **Memory Verse**

“For **all have sinned** and fall short of the glory of God.” (Romans 3:23)

#### **Explanation of Memory Verse**

- When the Bible says “all”, it means everyone.
- Have you ever seen a target? What do you aim at when you shoot at a target? (bullseye) Because of sin, you have missed God completely. You have not come close to the target.
- Sin is anything you think, say, do, or don’t do that displeases God.
- Let’s say the verse together: “For all have sinned and fall short of the glory of God.” (Romans 3:23)



DAY ONE



# Bible Study Outlines

## Creation

### Genesis 1:1-31

- The Bible says in Genesis 1:1, “**In the beginning God created the heavens and the earth.**” God created everything in six days.
- **God created** day and night, the sky and the seas, the land and plants, the sun, moon, and stars, birds and sea creatures, and animals.
- On the sixth day God made the most special part of creation—you and me! **God created man in His image, and God put man in charge of all creation.** God created them male and female.

**God created a perfect creation,  
but something happened to mess things up.**



DAY ONE

## The Fall of Man

### Genesis 2:16-17; 3:1-5

- “And **the LORD God commanded the man**, saying ‘Of every tree of the garden you may freely eat.’” (v. 2:16)
- “...but of the tree of the knowledge of good and evil **you shall not eat**, for in the day that you eat of it you shall surely **die**.” (v. 2:17)
- “Now the **serpent** was more **cunning [clever]** than any beast of the field which the LORD God had made.” (v. 3:1a) **Do: Make the shape of a snake with your hand and make a hissing sound.**
- “And he said to the woman, ‘**Has God indeed said, “You shall not eat of every tree of the garden”?**’ And the woman said to the serpent, ‘We may eat the fruit of the trees of the garden.’” (vs. 3:1b-2)
- “...but of **the fruit of the tree which is in the midst of the garden**, God has said, ‘**You shall not eat it**, nor shall you touch it, lest you die.’” (v. 3:3)
- “Then the serpent said to the woman, ‘**You will not surely die**.’” (v. 3:4)
- “For God knows that in the day you eat of it your eyes will be opened, and **you will be like God**, knowing good and evil.” (v. 3:5)

## The Sin of Adam and Eve in the Garden

### Genesis 3:6-7

- “So when the woman saw that the tree *was* good for food, that it *was* pleasant to the eyes, and a tree desirable to make *one* wise, **she took of its fruit and ate**.” (v. 6a) **Do: Act like you are holding the forbidden fruit in your hand, take a bite, then give it to your neighbor.**
- “She also gave to her husband, and **he ate**.” (v. 6b)
- “Then **the eyes of both of them were opened**, and they knew that they *were* naked; and they sewed fig leaves together and made themselves coverings.” (v. 7) **Ask: Why do you think they sewed the fig leaves together?**
- **Ask: How do you think Adam and Eve responded when they first saw God?**

**Let’s see how God responded to their actions.**



**DAY ONE**

## The Sin of Adam and Eve in the Garden—The Consequences

Act It Out: Choose several children to act out the different characters in the story. You will need children to play God, Adam, Eve, and the Serpent.

### Genesis 3:8-24

- They “**heard the sound of the LORD God** walking in the garden...and **Adam and his wife hid themselves** from the presence of the LORD God.” (v. 8)
- “Then the LORD God called to Adam and said to him, “**Where are you?**” (v. 9)
- Adam answered, “I heard Your voice...**I was afraid**...and **I hid myself.**” (v. 10)
- God asked, “**Have you eaten from the tree** of which I commanded you that you should not eat?” (v. 11)
- **Adam blamed Eve** for giving him the fruit. (v. 12) Do: Point to someone as if to blame them.
- God asked Eve, “**What is this you have done?**” (v. 13a)
- **Eve blamed the serpent** for her sin. (v. 13b) Do: Point at your neighbor and say, “You did it!”
- **God cursed the serpent** for what he had done. (v. 14)
- “And I will put **enmity [strife and conflict] between you and the woman**, and between your seed and her Seed; He shall bruise your head, and you shall bruise His heel.” (v. 15)
- The curse against Satan is that one day **a Savior will come** and crush his head. The Savior will destroy death and restore the broken relationship between God and man.
- **God cursed Eve** for what she had done. He said she would have much pain when she gave birth to a baby. (v. 16)
- **God cursed Adam** for what he did. He said Adam would have to work hard all of his life for food. (vs. 17-19)
- **God made Adam and Eve leave the Garden** so that they could not eat from the tree of life and live forever. (vs. 22-23)
- **God placed an angel at the gate** of the Garden with a flaming sword to guard the way to the tree of life. (v. 24)

**Adam and Eve eventually died because of their sins.**

**SEPARATED  
FROM GOD**



**NIS**

**GOD**

**MADE RIGHT  
WITH GOD**



**NIS**

**JESUS**

**GOD**

**DAY ONE**

## Sin Separates You and Me from God (Quote Romans 6:23)

Sin is anything you think, say, do, or don't do that displeases God.

Can you name some sins? (Lying, cheating, stealing, hurting others, disobeying parents, ignoring someone who is suffering, etc.)

Because of your sin, you are separated from God, and you are lost. Do: Point to the gap between you and God in the picture on the left.

The **punishment** for Adam and Eve's sin was **death**.

Act It Out: Choose three children to act out the separation of God and man. You will need children to play God, Jesus, and a lost person.

Separate "God" and the "lost person" really far apart. Explain that sin separates us from God and Heaven. But when Jesus came to Earth more than 2,000 years ago, He came to make a way to God. Have "Jesus" walk over and take the hand of the "lost person" and walk them to "God." (With your hand, cover the picture with the brown cross to explain the problem of sin and what Jesus did.)

## Decision

God sent Jesus, His one and only Son, to Earth more than 2,000 years ago to **take the punishment for our sins** and provide a way for us to have eternal life. (John 3:16)

In order to receive God's gift of eternal life, **you must ABC:**

**A—Admit** to God that you have sinned and done wrong things. Remember, sin is anything you think, say, do, or don't do that displeases God.

**B—Believe** that Jesus died for your sins and rose from the dead.

**C—Choose** to receive Jesus as your Savior and Lord. "Lord" means you make Him the Boss of your life.

## Invitation to Make a Choice

Please **bow your heads** and close your eyes now.

I am going to pray, or **talk to God**. Do: Pray for the children to have the courage to make a decision. Do not end your prayer with "Amen" yet.

If you would like to **ask Jesus to save you from your sins** today, please raise your hand right now.

If you raised your hand, **stand up now and go** to \_\_\_\_\_ (give a location) where someone will talk with you about making Jesus your Savior and Lord.

Do: After any children get up and leave, finish your prayer by thanking the Lord for His forgiveness and eternal life. End with "Amen."

DAY ONE

## Day One: Bible Study Review Questions

1. Who created everything? (God)
2. The Bible says, "In the beginning \_\_\_\_\_ created the heavens and the earth." (God)
3. What was the very special thing God created on the sixth day? (God created man in His image.)
4. Of what tree did God tell Adam he could not eat? (The tree of knowledge of good and evil)
5. What did Satan, or the serpent, tell Eve about the fruit from the tree of knowledge of good and evil? (You will NOT surely die.)
6. What is it called when a person disobeys God's commands? (Sin)
7. What does the Bible say about sin? (Everyone has sinned. Remind them, "Sin is anything you think, say, do, or don't do that displeases God.")
8. What promise did God make to Adam and Eve? (He would send a Savior.)
9. Did Adam and Eve die after eating the fruit from the tree? (Yes, eventually)
10. Who can quote today's memory verse? (Romans 3:23, "For all have sinned and fall short of the glory of God.")



## Day One: Power Band Craft



### Supplies Needed:

Leather cord and pony beads in the following colors: black, red, white, yellow, and green. (Every child should get one cord and one of each color bead.) You can find the leather at your local craft store or Wal-Mart®. The meaning of each color bead printed out on small pieces of paper to give to each child.

### How to Make the Craft:

1. Cut the leather cords approximately 8-10" long.
2. Tie a knot about three inches from one end of the cord.
3. Slide each bead onto the leather cord in the following order: green, yellow, white, red, and black.
4. After all of the beads are in place, tie a knot at the other end after the beads.

The Message: (Give each child a piece of paper with the meaning of each color bead explained on it.)

The power band is a great way to understand the Gospel message.

- **Black:** Start with the dark (black) bead. The Bible says, "For the wages of sin *is* **death**, but the gift of God *is* eternal life in Christ Jesus our Lord" (Romans 6:23). Remember, through Adam and Eve's sin in the Garden, sin entered the world and death came as a punishment for sin.
- **Red:** The red bead stands for Jesus' **blood** and death on the cross for the forgiveness of sins. First Corinthians 15:3-4 says, "For I delivered to you first of all that which I also received: that Christ died for our sins according to the Scriptures, and that He was buried, and that He rose again the third day according to the Scriptures." God sent Jesus many years after creation to take the punishment for our sins.
- **White:** If you believe that Jesus died for your sins and rose on the third day, you will have eternal life. You will become a **child of God**. John 1:12 says, "But as many as received Him, to them He gave the right to become children of God, to those who believe in His name."
- **Yellow:** The yellow bead stands for **Heaven**. When you become a child of God, you receive the promise of eternal life in Heaven with God. Revelation 21:21 describes Heaven: "The street of the city was pure gold."
- **Green:** Once you accept Jesus as your Savior and Lord, you will want to **grow** in your faith using the Bible as your guide. Second Peter 3:18a says, "But grow in the grace and knowledge of our Lord and Savior Jesus Christ."

**“For God so  
loved the world  
that He gave His  
only begotten  
Son, that whoever  
believes in Him  
should not perish  
but have  
everlasting life.”  
(John 3:16)**

# **DAY TWO**

## **“JESUS’ BIRTH”**

### **Introduction**

The time had come. The promised Savior was here. For thousands of years, the people of Israel waited for the Messiah, who would deliver them from their bondage. Little did they know that God’s plans were different from what they had thought. God sent His own Son, “The Gift,” to a lost and dying world to save us from our sins.

Jesus left Heaven, a beautiful perfect place. He left the glory of His home to come to Earth. He was born in a stable, and His bed was a manger—an animal feed box. He came with the purpose of restoring fallen man to a right relationship with God the Father. Jesus is a representation of the gift of eternal life that we might receive by putting our faith and trust in Him to save us.

### **Bible Memory Verse Teaching Plan**

#### **Memory Verse**

“For **God so loved the world** that He gave His only begotten Son, that **whoever believes** in Him should not perish but have **everlasting life**” (John 3:16)

#### **Explanation of Memory Verse**

- Because of sin, the world (every person in the world) is condemned to die (perish).
- God loves the world more than anyone can imagine.
- He sent His Son Jesus to die on the cross for our sins.
- Anyone who believes that Jesus is the Son of God and that He died for their sins will receive eternal (everlasting) life.



## Bible Study Outlines

### The Angel Speaks to Mary

Remember, yesterday we talked about the fall of man because of sin. Because of Adam and Eve, sin entered to whole world, and we are all sinners as a result of their bad choice. God made a promise after Adam and Eve sinned that He would send a Savior. Today we are going to talk about God's promised Savior.

#### Luke 1:30-32a; 1:35; 2:4-7

- “Then the angel said to her, ‘Do not be afraid, Mary, for you have found favor with God. And behold, **you will conceive in your womb** and bring forth a Son, and shall call His name JESUS. He will be great, and will be called the Son of the Highest.’” (vs. 1:30-32a)
- “And the angel answered and said to her, ‘**The Holy Spirit will come upon you**, and the power of the Highest will overshadow you; therefore, also, the Holy One who is to be born will be called the Son of God.’” (v. 1:35)
- Later when **Joseph found out that Mary was pregnant** with a baby, he thought about leaving her.
- **An angel appeared to Joseph in a dream and told him to stay with Mary** because she was carrying the Son of God.
- **Joseph took Mary as his wife in marriage.**

**The baby Jesus grew in Mary's tummy  
until it was time for Him to be born.**



**DAY TWO**

## **The Birth of Jesus**

### **Luke 2:4-7**

- “**Joseph also went up** from Galilee, out of the city of Nazareth, into Judea, **to the city of David, which is called Bethlehem**, because he was of the house and lineage of David.” (v. 4)
- He went there “to be registered with **Mary**, his betrothed wife, **who was with child.**” (v. 5)
- “So it was, that while they were there, the **days were completed for her to be delivered.**” (v. 6) **Do: Point to the baby’s face in the picture.**
- “And she brought forth **her firstborn Son.**” (v. 7a)
- “...and wrapped Him in swaddling cloths, and **laid Him in a manger [animal feed box].**” (v. 7b)
- “There was **no room** for them in the inn.” (v. 7c)
- Joseph and Mary **experienced God’s presence firsthand.** When they looked into the face of Jesus, they were looking into the face of God. **Jesus is God!**

**Joseph and Mary were not the only ones  
who knew about this wonderful gift.**



**DAY TWO**



## **Jesus' Birth Announced**

### **Luke 2:8-15**

- There were **shepherds in a field near Bethlehem.** (v. 8)
- An **angel of God appeared before them, and the Lord's glory shone** around them. (v. 9)
- The angel said, "**Do not be afraid, for behold, I bring you good tidings of great joy.**" (v. 10)
- "For there is born to you this day in the city of David **a Savior, who is Christ the Lord.**" (v. 11)
- The angel told them they would **find Him wrapped in cloth and lying in a manger.** (v. 12)
- At that moment, a **large number of angels** stood before them and **began to sing.** (v. 13)
- "**Glory to God** in the highest, and on earth peace, goodwill toward men!" (v. 14)
- After the angels left, the shepherds wanted to **go and see this baby in Bethlehem.** (v. 15)

**The shepherds went to Bethlehem  
to see Jesus, the Savior.**

**SEPARATED  
FROM GOD**



**NIS**

**GOD**

**MADE RIGHT  
WITH GOD**



**NIS**

**JESUS**

**GOD**

**DAY TWO**

## Why Did Jesus Come to Earth?

Jesus came to Earth because **our sins**.

God deeply loves us, and **He wants us to have eternal life**. Because of our sins we are separated from God. (Point to the picture on the left.)

**Act It Out:** Choose three children to act out the separation of God and man. You will need children to play God, Jesus, and a lost person.

Separate “God” and the “lost person” really far apart. Explain that sin separates us from God and Heaven. But when Jesus came to Earth more than 2,000 years ago, He came to make a way to God. Have “Jesus” walk over and take the hand of the “lost person” and walk them to “God.”

## Sin Separates You and Me from God

**Romans 6:23** in the Bible says, “For the **wages of sin is death**, but the gift of God is eternal life in Christ Jesus our Lord.”

**Sin is anything you think, say, do, or don’t do that displeases God.**

Can you name some sins? (Lying, cheating, stealing, hurting others, disobeying parents, ignoring someone who is suffering, etc.)

Because of your sin, you are separated from God, and you are lost. **Do:** Point to the gap between you and God.

Because every person has sinned, God fulfilled His promise and **sent a Savior to save us from our sins. Jesus never sinned one time. He was perfect.**

## Decision

In order to receive God’s gift of eternal life, **you must ABC:**

**A—Admit** to God that you have sinned and done wrong things. Remember, sin is anything you think, say, do, or don’t do that displeases God.

**B—Believe** that Jesus died for your sins and rose from the dead.

**C—Choose** to receive Jesus as your Savior and Lord. “Lord” means you make Him the Boss of your life.

## Invitation to Make a Choice

Please **bow your heads** and close your eyes now.

I am going to pray, or **talk to God. Do:** Pray for the children to have the courage to make a decision. Do not end your prayer with “Amen” yet.

If you would like to **ask Jesus to save you from your sins** today, please raise your hand right now.

If you raised your hand, **stand up now and go** to \_\_\_\_\_ (give a location) where someone will talk with you about making Jesus your Savior and Lord.

**Do:** After any children get up and leave, finish your prayer by thanking the Lord for His forgiveness and eternal life. End with “Amen.”

## Day Two: Bible Study Review Questions

1. What did the angel say that Mary's baby would be called? (The Son of God)
2. Where was Jesus born? (In a stable in Bethlehem)
3. What was Jesus' father's name? (Joseph)
4. Why was Jesus born in a stable? (There was no room in the Inn.)
5. Who told the shepherds about Jesus' birth? (An angel)
6. What happened after the angel told the shepherds about Jesus' birth? (A whole host of angels praised God, and the shepherds went to Bethlehem to see Jesus.)
7. Why did Jesus come to Earth? (He came to save us from our sins.)
8. Did Jesus ever sin? (No. He was perfect.)
9. What is sin? (Sin is anything you think, say, do, or don't do that displeases God.)
10. How do we receive God's forgiveness for our sins? (We believe in Jesus, God's Son.)

## Day Two: Picture Frame Craft



### Supplies Needed:

Large multi-colored popsicle sticks, foam stickers, and craft glue. You can find the popsicle sticks and foam stickers at your local craft store or Wal-Mart®.

### How to Make the Craft:

Take four popsicle sticks and glue them together at the corners. Be sure to fit the memory verse in the window of the frame. Make enough copies of the memory verse for each child's frame (see next page). Apply the foam stickers to the edges of the frame.

### The Message:

This picture frame is a reminder of the love that God has for each of us. Remember, Jesus died on the cross for our sins so that we might have forgiveness of our sins and receive eternal life by believing in Him. This verse comes from the Bible, God's Word, and it is a promise of God's love for you.

“For God so loved the world that He gave His only begotten Son, that whoever believes in Him should not perish but have everlasting life.”

John 3:16

“For God so loved the world that He gave His only begotten Son, that whoever believes in Him should not perish but have everlasting life.”

John 3:16

“For God so loved the world that He gave His only begotten Son, that whoever believes in Him should not perish but have everlasting life.”

John 3:16

“For God so loved the world that He gave His only begotten Son, that whoever believes in Him should not perish but have everlasting life.”

John 3:16

**“For the wages  
of sin *is* death,  
but the  
gift of God  
*is* eternal life  
in Christ Jesus  
our Lord.”**

**(Romans 6:23)**

# **DAY THREE**

## **“JESUS’ LIFE AND MIRACLES”**

### **Introduction**

Jesus was born to a woman, Mary, and was fully a human man. He was also the Son of God and was fully God. He loved people, and He showed His love for them by raising the dead, healing the sick, feeding the hungry, and saving them from sin. Only God has the power to do the miraculous things that Jesus did. He did them out of love, but His miracles were also evidence of His divine nature—that He was God in the flesh. Jesus wanted the people to believe that He was truly the Son of God so that they could have forgiveness of sin and eternal life.

Jesus was God, and He performed many miracles to prove that He had authority over everything in all creation.

### **Bible Memory Verse Teaching Plan**

#### **Memory Verse**

“For the **wages of sin is death**, but the **gift of God is eternal life** in Christ Jesus our Lord.” (Romans 6:23)

#### **Explanation of Memory Verse**

- The word “wages” refers to a price one is paid that they deserve.
- Sin has a price or cost.
- Sin is anything you think, say, do, or don’t do that displeases God.
- We deserve death, but the gift of God is eternal life through Jesus Christ.



**DAY THREE**



## Bible Study Outlines

### Jesus Raises a Dead Girl

**Act It Out:** Ask four children to help act out the parts of the mom, dad, Jesus, and Jairus' daughter.

Have the girl lay down, and have the parents cover their faces like they are sad and crying. Read the rest of the story, and allow the children to act it out as you tell it.

#### Mark 5:21-24a, 35-43

- **Jesus** was traveling and **crossed over the sea of Galilee**.
- **Jairus**, a synagogue [church] leader, came to him and **begged him** to come to his home and **heal his daughter**. (vs. 22-23)
- Some **men from Jairus' home came to him**. (v. 35a)
- **"Your daughter is dead. Why trouble the Teacher any further?"** (v. 35b)
- Jesus ignored them and told Jairus, **"Do not be afraid; only believe."** (v. 36)
- When they got to Jairus' home, the **people there were crying** because **the girl had died**. (v. 38)
- Jesus went into the house and told the people, **"The child is not dead, but sleeping."** (v. 39)
- **They laughed at Jesus**. (v. 40a) Do: Have everyone laugh out loud and say, "She is dead!"
- Along with the parents and His disciples, **Jesus went into where the girl was laying**. (v. 40)
- Jesus took the girl's hand and said to her, **"Little girl, I say to you, arise!"** (v. 41)
- As soon as Jesus spoke the words, **"the girl arose and walked."** (v. 42a)
- The **people were shocked and amazed** at Jesus' miracle. Do: Ask everyone to hold their hand near their face and act like they are shocked by what they have seen.

**Jesus miraculously brought a dead girl back to life;  
He also healed a blind man.**

**Repeat after me: "Only God can do miracles."  
"Jesus is God!"**



**DAY THREE**

## **Jesus Heals a Blind Man**

### **Mark 8:22-25**

- **Jesus went to the town of Bethsaida.** (v. 22a)
- Some people “**brought a blind man to Him, and begged Him to touch him.**” (v. 22b)
- They **wanted Jesus to heal** the man.
- **Jesus led the man out** of the village by the hand. (v. 23a)
- Jesus **spat on the man’s eyes** and **placed His hands on him.** (v. 23b)
- Jesus asked if the man **saw anything.** (v. 23c)
- The man said **he saw people, and they looked like trees.** (v. 24)
- Jesus touched him again, and **he was healed. The man could see.** (v. 25b) **Do:** Ask the children to close their eyes really tightly and cover them for a moment. Then, tell them to remove their hands and open their eyes. Explain that this man was in darkness and could not see anything. Jesus healed the man, and he could see for the very first time.

**Jesus miraculously healed a blind man;  
He also fed 5,000 people at one time.**

**Repeat after me: “Only God can do miracles.”  
“Jesus is God!”**



**DAY THREE**

## Jesus Feeds 5,000

### Mark 6:34-44

- **Jesus was teaching** a very large crowd of people. (v. 34)
- It was **getting late**, so the **disciples told Jesus to send the people away** so they could get some food in a nearby town. (vs. 35-36)
- Jesus told them, **“You give them something to eat.”** (v. 37a)
- The **disciples were shocked** at what Jesus said because they did not have enough money to feed so many people. (v. 37b)
- Jesus asked them **how much bread** they had. (v. 38a)
- They only found **five loaves of bread** and **two fish**. (v. 38b)
- Jesus took the loaves and fish, looked toward Heaven, and **gave thanks**. (v. 41a)
- After breaking the loaves, Jesus gave the food to the disciples, and they **gave it to all of the people**. (v. 41b)
- **Everyone ate until they were full!** (v. 42)
- After everyone finished eating, there were **twelve baskets of bread and fish left over**. (v. 43)
- **Ask:** How many people do you think **Jesus fed** that day? (5,000)

**Jesus miraculously fed 5,000 people;  
He also calmed a fierce storm.**

**Say it with me: “Only God can do miracles.”  
“Jesus is God!”**



**DAY THREE**

## Jesus Calms a Storm

### Mark 4:35-41

- One evening, Jesus and His disciples **set sail** to cross the sea of Galilee. (v. 36a)
- While they were on the water, **a fierce storm came upon them.** (v. 37a)
- The **waves were splashing over the side** of the boat, and the **boat nearly sank.** (v. 37b)  
**Act It Out:** Make waves with your hands—up and down like a roller coaster.
- **Jesus was asleep** in the front of the boat. (v. 38a) **Act It Out:** Everyone act like you are asleep.
- The **disciples woke Jesus** and said, “**Teacher, do You not care that we are perishing?**” (v. 38b)
- “Then He arose and **rebuked the wind [He told the wind to stop],** and said to the sea, “**Peace, be still!**” (v. 39a)
- The **winds stopped blowing** and the **waves became completely calm.** (v. 39b) **Act It Out:** Make waves with your hands, and then stop and be perfectly quiet.
- Jesus asked the disciples **why they were so afraid.** (v. 40)
- They were really scared, and they asked, “Who can this be, that **even the wind and the sea obey Him!**” (v. 41)
- Jesus showed His disciples once again that **He is truly God** and **He has full authority over everything,** even the wind and the sea.

**Jesus performed many miracles in His lifetime,  
and He still does miracles today.**

**Say it with me: “Only God can do miracles”  
“Jesus is God!”**

**SEPARATED  
FROM GOD**



**NIS**

**GOD**

**MADE RIGHT  
WITH GOD**



**NIS**

**JESUS**

**GOD**

**DAY THREE**



## Why Did Jesus Come to Earth?

Jesus performed many miracles, proving that He is the Son of God. The greatest miracle is His gift to you of eternal life.

## Sin Separates You and Me from God

**Romans 6:23** in the Bible says, “For the wages of sin *is* death, but the gift of God *is* eternal life in Christ Jesus our Lord.”

**Sin is anything you think, say, do, or don’t do that displeases God.**

What are some different sins? (Lying, cheating, stealing, hurting others, disobeying parents, ignoring someone who is suffering, etc.)

God is holy, or perfectly good, so He cannot accept sin. Sin separates **you** from God. **Do:** Point to the gap between you and God.

The **punishment** for sin is death.

## Decision

**God sent Jesus**, His one and only Son, to Earth more than 2,000 years ago to **take the punishment for our sins** and provide a way for us to have eternal life. (John 3:16)

In order to receive God’s gift of eternal life, **you must ABC:**

**A—Admit** to God that you have sinned and done wrong things. Remember, sin is anything you think, say, do, or don’t do that displeases God.

**B—Believe** that Jesus died for your sins and rose from the dead.

**C—Choose** to receive Jesus as your Savior and Lord. “Lord” means you make Him the boss of your life.

**Do:** Point to the cross with Jesus’ name, and share that Jesus made a way to bring us to God through His death on the cross.

## Invitation to Make a Choice

Please **bow your heads** and close your eyes now.

I am going to pray, or **talk to God**. **Do:** Pray for the children to have the courage to make a decision. Do not end your prayer with “Amen” yet.

If you would like to **ask Jesus to save you from your sins** today, please raise your hand right now.

If you raised your hand, **stand up now and go** to with you about making Jesus your Savior and Lord. (give a location) where someone will talk

**Do:** After the children leave, pray, and then end with “Amen.”

## DAY THREE

## Day Three: Bible Study Review Questions

1. How did the people respond when Jesus told them that the little girl was not dead? (They laughed.)
2. What did Jesus do for the little girl that died? (He brought her back to life.)
3. What did Jesus do for the blind man? (He healed him.)
4. When the blind man's eyes were first being healed, what did he say that people looked liked? (Trees)
5. How many people did Jesus feed? (5,000)
6. When the disciples were scared of the storm, who did they go find in the boat? (Jesus)
7. What did Jesus do about the storm? (He commanded it to stop, and it did.)
8. What separates us from God? (Sin)
9. What did Jesus do for you and me? (He died for our sins.)
10. How can a person be saved? (Anyone who accepts Jesus as their Savior will be saved.)

## Day Three: Cross Necklace Craft



### Supplies Needed:

Twine or cord, pony beads, and cross charms. You will need beads in the following colors: blue, green, yellow, white, red, and black. You can find the twine or cord, pony beads, and crosses at your local craft store or Wal-Mart®.

### How to Make the Craft:

Take the twine and cut it about 18-20" long. Hold the two ends together and find the center of the twine. About one inch from the center, tie a double knot. Slide the beads and cross on the other end of the twine in the following order: black, red, white, cross, yellow, green, and blue. After all the beads are on, tie a double knot beside the last bead to keep them from sliding up and down.

### The Message:

This necklace is a reminder of the price that Jesus paid for your sins.

- **Black** represents your sin, which separates you from God.
- **Red** stands for Jesus' blood that was shed on the cross for your sins.
- **White** represents God's forgiveness for your sins if you accept Jesus as your Savior and Lord.
- **Cross** is a symbol of Jesus' love for you by sacrificing His own life on a cross for your sins.
- **Yellow** represents eternal life in Heaven that you receive when you believe that Jesus is the Son of God and that He died for your sins and rose on the third day.
- **Green** represents spiritual growth. When you accept Jesus as your Savior, you are to make Him Lord of your life and obey His Word every day.
- **Blue** is for baptism. Just as Jesus was baptized in the Jordan river, you are to be baptized as an act of obedience to His Lordship. (Baptism does not save you; it is done in obedience to Jesus' command.)

**“Christ died for our sins according to the Scriptures, and that He was buried, and that He rose again the third day according to the Scriptures.”**

**(1 Corinthians 15:3-4)**

# **DAY FOUR**

## **“JESUS’ DEATH AND RESURRECTION”**

### **Introduction**

Jesus came to Earth to pay the price for our sins. Sin began in the Garden with Adam and Eve. It ended with Jesus. When Jesus came to Earth, He came with the purpose of restoring our relationship with God and giving us “the gift” of eternal life. Today’s lessons will talk about the suffering and pain that Jesus endured for us. But it does not end there! On the third day after Jesus’ dead body was buried in a tomb, Jesus resurrected from the grave—He came back to life again! He walked and talked and ate, and many people saw Jesus alive after His crucifixion.

Jesus is alive! His resurrection from the dead is proof that He is God and has all power over death. Jesus said, “I am the resurrection and the life. He who believes in Me, though he may die, he shall live” (John 11:25). Because Jesus rose from the dead, we can know for certain that we, too, will be raised to eternal life one day.

### **Bible Memory Verse Teaching Plan**

#### **Memory Verse**

**“Christ died for our sins according to the Scriptures, and that He was buried, and that He rose again the third day according to the Scriptures.” (1 Corinthians 15:3-4)**

#### **Explanation of Memory Verse**

- The punishment for our sins is death.
- The Scriptures (Bible) tell us that Jesus died in our place for our sins.
- Jesus’ dead body was buried in a tomb.
- The Bible says that Jesus rose to life after being in the tomb for three days.
- Because Jesus lives, we can also live forever if we believe in Him.



**DAY FOUR**

## Jesus Accused Before Pilate

The leaders of Jesus' day were very jealous of Him. Jesus performed many miracles and showed unconditional love to the people of His day. Because of this, hundreds of people began following Him. The spiritual leaders became jealous because the people were no longer listening to or obeying them. They made up lies about Jesus and had Him arrested and taken to a Roman leader.

### Mark 15:1-5, 12-15

- Early in the morning, the chief priests and other leaders met together and **decided to hand Jesus over to Pilate**, the Roman governor. (v. 1)
- Pilate asked Jesus, "**Are You the King of the Jews?**" (v. 2a)
- Jesus answered, "**It is as you say.**" (v. 2b)
- The **chief priests** were there, and they **accused Jesus** of a lot of things. (v. 3)
- "**Do You answer nothing?** See how many things they testify against You!" Pilate said to Jesus. (v. 4)
- Jesus did not say a word, and **Pilate was surprised** at Jesus. (v. 5)
- Pilate spoke to the crowd, "**What then do you want me to do with Him** whom you call the King of the Jews?" (v. 12)
- The crowd shouted, "**Crucify Him!**" (v. 13) Explain: "Crucify" means to nail one's hands and feet to a cross to kill them.
- Pilate asked them **what Jesus had done to deserve death.** (v. 14a)
- "But they cried out all the more, '**Crucify Him!**'" (v. 14b)
- "So Pilate, wanting to gratify the crowd...**delivered Jesus, after he had scourged Him [beaten and whipped Him harshly], to be crucified.**" (v. 15)

**Jesus was unjustly accused and cruelly beaten  
before He was crucified.**





## **Jesus' Crucifixion**

### **Mark 15:16-32**

- The **soldiers put a purple robe on Jesus**, then they made a **crown of thorns** and put it on His head. (v. 17) **Ask:** Have you ever stepped on a thorn? It hurts very badly.
- **They yelled insults at Jesus** and made fun of Him. They shouted, "**Hail, King of the Jews!**" (v. 18)
- "Then they **struck Him on the head** with a reed and **spat on Him**; and bowing the knee, they worshiped Him." (v. 19)
- After they had mocked and **made fun of Him** for a while, they took off the purple robe and **led Him out to be crucified.** (v. 20)
- They took Jesus to a place called **Golgotha**, which means "**Place of a Skull.**" (v. 22)
- They **crucified Jesus.** (v. 24a) **Explain:** They nailed His hands and feet to a wooden cross.
- They also **crucified two robbers** that were placed on either side of Him. (v. 27)
- "And those who passed by **blasphemed Him [yelled mean things at Him].**" (v. 29a)

**Jesus was terribly mistreated and seriously injured  
when He was being crucified.**




**DAY FOUR**

## Jesus on the Cross—It Is Finished!

### Mark 15:33-39; John 19:28-30

- About noon that day, **darkness fell over the land.** (v. 15:33) **Ask:** Is it dark outside when you eat lunch? (Allow kids to respond). It became dark as night during the day when Jesus was crucified.
- It was three o'clock in the afternoon when Jesus cried out loudly, **“My God, My God, why have You forsaken Me?”** (v. 15:34)
- “After this, Jesus, knowing that all things were now accomplished...said, ‘It is finished!’...**He gave up His spirit.**” (vs. 19:28a, 30b) **Explain:** Jesus died. There was no longer life in His body. He was dead.
- **Explain:** Jesus knew before He died that He had taken on Himself the punishment for all the sins of the world.
- The **curtain** in the temple that separated man from God was **torn in two** at the very moment that Jesus died. (v. 15:38) **Explain:** This means that we no longer need a priest to take our prayers to God for us. We now have direct access to God; we can pray directly to Him.
- When the centurion [Roman soldier] who stood at the foot of the cross saw Jesus die, he said, **“Truly this Man was the Son of God!”** (v. 15:39)

**Jesus, the Son of God,  
died on the cross for the sins of the world.  
He died for you and me.**



**DAY FOUR**

## Jesus' Resurrection

### John 19:38-42; Mark 15:46; John 20:1-8

- “After this, Joseph of Arimathea...asked Pilate that he might take away the body of Jesus; and Pilate gave *him* permission. So he came and **took the body of Jesus**. And Nicodemus...also came.” (vs. 19:38-39a)
- They **took Jesus' body** and **wrapped it with spices and cloth** as was Jewish custom. (v. 19:40)
- Then they **laid His body in a tomb**. (vs. 19:41-42) **Explain:** A “tomb” is like a grave where dead bodies are buried. Jesus' tomb was probably more like a cave.
- They **covered the opening of the tomb with a large stone**. (v. 15:46)
- Early in the morning on the third day, **Mary Magdalene went to the tomb** and found that the **stone had been rolled away**. (v. 20:1)
- She ran to Simon Peter and John, the beloved disciple, and told them that **someone had taken Jesus' body** from the tomb. (v. 20:2)
- Peter and John **ran to the tomb**. (v. 20:4) **Ask:** Who do you think got to the tomb first? (John, but he did not go inside right away)
- “Then Simon Peter...**went into the tomb**; and he saw the linen cloths lying *there*, and the handkerchief that had been around His head.” (vs. 20:6-7a)
- John then **went inside, saw that the tomb was empty, and believed**. (v. 20:8)

**Jesus' body was no longer in the tomb.  
What do you think happened to Him?**

**SEPARATED  
FROM GOD**



**NIS**

**GOD**

**MADE RIGHT  
WITH GOD**



**NIS**

**JESUS**

**GOD**

**DAY FOUR**

## Why Did Jesus Have to Die?

Remember when Jesus died on the cross that **He took the punishment for your sins.**

## Sin Separates You and Me From God

**Romans 6:23** in the Bible says, “For the **wages of sin is death**, but the gift of God *is* eternal life in Christ Jesus our Lord.”

**Sin is anything you think, say, do, or don't do that displeases God.**

Can you name some sins? (Lying, cheating, stealing, hurting others, disobeying parents, ignoring someone who is suffering, etc.)

Because of your sin, you are separated from God, and you are lost. **Do:** Point to the gap between you and God.

The **punishment** for sin is **death—separation from God.**

## Decision

**God sent Jesus**, His one and only Son, to Earth more than 2,000 years ago **to take the punishment for our sins** and provide a way for us to have eternal life. (John 3:16)

In order to receive God's gift of eternal life, **you must ABC:**

**A—Admit** to God that you have sinned and done wrong things. Remember, sin is anything you think, say, do, or don't do that displeases God.

**B—Believe** that Jesus died for your sins and rose from the dead.

**C—Choose** to receive Jesus as your Savior and Lord. “Lord” means you make Him the Boss of your life.

## Invitation to Make a Choice

Please **bow your heads** and close your eyes now.

I am going to pray, or **talk to God. Do:** Pray for the children to have the courage to make a decision. Do not end your prayer with “Amen” yet.

If you would like to **ask Jesus to save you from your sins** today, please raise your hand right now.

If you raised your hand, **stand up now and go** to \_\_\_\_\_ (give a location) where someone will talk with you about making Jesus your Savior and Lord.

**Do:** After any children get up and leave, finish your prayer by thanking the Lord for His forgiveness and eternal life. End with “Amen.”


## DAY FOUR

## Day Four: Bible Study Review Questions

1. Who took Jesus before Pilate? (The Jewish leaders)
2. When Pilate asked the crowd what he should do with Jesus, what did they say? (“Crucify Him!”)
3. What did Pilate have done to Jesus before he handed Jesus over to the crowd? (Scourged or beaten)
4. What was the crown made of that the soldiers put on Jesus’ head? (Thorns)
5. What did Jesus do to deserve death like the robbers? (Nothing)
6. What happened three days after Jesus’ death? (He rose from the dead.)
7. Jesus was crucified between two men. What did the two men do that they deserved to die? (They were robbers.)
8. What happened at noon of the day of Jesus’ crucifixion? (It became dark.)
9. Why did Jesus die? (Because of our sins)
10. What happened three days after Jesus’ death? (He rose from the dead.)



## Day Four: Wordless Book Craft



### Supplies Needed:

Construction paper (black, red, white, yellow, and green), glue sticks, scissors or a paper cutting board

The Wordless Book is a very simple craft with a very powerful message. It becomes a tool for sharing the Gospel and a reminder to a lost or saved child of God's gift of eternal life.

### How to Make the Craft:

1. Using a cutting board, cut the construction paper into even quarters. If you are using scissors you can fold each sheet in half, then fold in half again. Use the crease as a cutting line for a perfect even cut. (See A below.)
2. Once you have cut your pieces to proper size, fold each of the color pieces in half. (A)
3. Open the green piece of paper and lay it flat on a table with the center fold in a vertical position. Now place the folded black sheet on the left half of the green sheet with the fold on the vertical crease of the green sheet. Apply glue between the green and black sheets. (B)
4. With the green sheet still open and the black sheet folded, place the folded red sheet on the black with the fold on the crease of the green sheet. Apply glue between the black and red sheets. (C)
5. With the green sheet still open and the black and red sheets folded, place the folded white sheet on the red with the fold on the crease of the green sheet. Apply glue between the red and white sheets. (D)
6. With the green sheet still open and the black, red, and white sheets folded, place the folded yellow sheet on the white with the fold on the crease of the green sheet. Apply glue between the white and yellow sheets. (E)
7. With the yellow sheet folded, apply glue between the yellow and the right half of the green sheet to finish up the book.
8. The pages should open so that only one color is seen each time you turn the page. When closed, your book should show only the green front and back cover. (F)

### The Message:

The Wordless Book has a wonderful message in it. By using this book, you can help a person understand the Gospel so that they might make a personal decision for Christ and be saved.


**Black**.... The black page stands for sin. Sin is anything you think, say, do, or don't do that displeases God. (Romans 6:23)

**Red**..... The red page stands for the blood of Jesus, who died for our sins on a cross. (1 Corinthians 15:3-4)

**White**.... The white page stands for forgiveness. When we believe that Jesus died for our sins, we have forgiveness of our sins. (John 1:12)

**Yellow** .. The yellow page stands for eternal life. When we accept Christ as our Savior and Lord, we will spend eternity with Him in Heaven one day. (John 3:16)

**Green** ... The green cover stands for growth. We are to grow in our faith by reading God's Word and walking with Him daily. (2 Peter 3:18)



**“But as many as  
received Him,  
to them He gave  
the right to  
become children  
of God, to those  
who believe in  
His name.”**

**(John 1:12)**

# **DAY FIVE**

## **“PAUL: THE CHRISTIAN LIFE”**

### **Introduction**

Paul was a very important Jewish leader of his day. He was also a very religious man. He loved God but did not truly know who God’s Son was until he met Jesus on the road to Damascus. We will learn about Paul in today’s lesson.

### **Bible Memory Verse Teaching Plan**

#### **Memory Verse**

“But as many as **received Him**, to them He gave the right to become **children of God**, to those who **believe in His name**.” (John 1:12)

#### **Explanation of Memory Verse**

- People often believe that there are many paths to Heaven, but there is only one way—Jesus Christ.
- You must choose to receive Jesus as your Savior and Lord.
- You must believe that He is God’s Son.
- When you receive Jesus, you become a child of God.

#### **Review of Previous Days**

- Remember, God created everything.
- Because of one man (Adam), sin entered into the whole world.
- We are all sinners because of Adam.
- God sent Jesus to take the punishment for our sins when He died on the cross.
- We can only be saved by accepting Jesus as our Savior and making Him our Lord and Boss.



**DAY FIVE**

# Bible Study Outlines

## Paul's Conversion

### Acts 9:1-20

- “Then Saul, still **breathing threats and murder** against the disciples of the Lord [saying bad things about Christians].” (v. 1) **Explain:** Paul’s original name was Saul before he became a Christian.
- As Saul was traveling on the **road to Damascus**, a bright light shone all around him. (v. 3)
- “Then he fell to the ground, and heard a voice saying to him, ‘Saul, Saul, **why are you persecuting Me?**’” (v. 4) **Explain:** “Persecute” means to reject or be mean to someone because of their faith. Saul was mean to Christians, but Jesus took it personally.
- **“Who are You, Lord?”** Saul asked. (v. 5a)
- “Then the Lord said, **‘I am Jesus**, whom you are persecuting.’” (v. 5b)
- Jesus told Saul to **go to the city** and he would find out what to do. (v. 6)
- When Saul got up, he could not see. **He was blind.** (v. 8) His servants **had to take him to the city.**
- A disciple of Jesus named **Ananias lived in Damascus.** (v. 10a)
- **Jesus spoke to Ananias** in a dream and told him where to find Saul so that he could **restore Saul’s sight.** (vs. 10-12)
- **Ananias was afraid of Saul** because he was coming to Damascus to arrest all the believers in Jesus. (vs. 13-14)
- “But the Lord said to him [Ananias], ‘Go, **for he is a chosen vessel of Mine** to bear My name before Gentiles, kings, and the children of Israel.’” (v. 15)
- Ananias went **to the house where Saul was staying** and placed his hands on Saul. (v. 17)
- “He said, ‘Brother Saul, **the Lord Jesus**, who appeared to you on the road as you came, **has sent me** that you may receive your sight and be filled with the Holy Spirit.’” (v. 17)
- Instantly, **Saul could see again.** (v. 18a)
- **Ask:** What do you think Paul did next? Would he follow Jesus?

**Jesus can change lives,  
even those who are fiercely against Him.**



**DAY FIVE**

## **Paul's Preaching**

### **Acts 13:1-5; 14:1, 21-22**

- In the church in Antioch, there were Christian **teachers, leaders, and prophets**. Saul [Paul] became one of them. (v. 13:1)
- “As they **ministered to the Lord and fasted**, the Holy Spirit said, ‘Now **separate to Me Barnabas and Saul** for the work to which I have called them.’” (v. 13:2)
- They **fasted, prayed, and laid hands on** Barnabas and Paul. (v. 13:3a)
- Then, **they sent them out**. (v. 13:3)
- Sent by the Holy Spirit, Barnabas and Saul [Paul] **went down to Seleucia** and **sailed to Cyprus**. (v. 13:4)
- When they reached Salamis, **they taught about Jesus** in the Jewish synagogues. (v. 13:5a)
- **John had gone with them** as a helper. (v. 13:5b)
- “Now it happened in Iconium that they went together to the synagogue of the Jews, and so spoke that **a great multitude both of the Jews and of the Greeks believed**.” (v. 14:1)
- They often **returned to churches** they had started to **teach and encourage the believers** to stay true to the Lord. (vs. 14:21b-22a)
- Paul reached many people with the message of Christ, and **he expanded his ministry through letters** to the different churches he had started.

**Jesus used Paul to spread the Gospel,  
and his letters (in the Bible) continue to teach us today.**





## **Paul's Letters to The Church**


Paul wrote many of the books of the New Testament in the Bible. These books are called epistles. The purpose of his books, or letters, was to continue sharing the teachings of Christ among the many new believers he had reached throughout Asia.

Paul wrote these letters more than 2,000 years ago, and his teachings about Christ have impacted millions of people throughout the world in the past and today.

Paul wrote the following epistles in the Bible, which were originally addressed to the early Christian churches:

- Romans
- 1 & 2 Corinthians
- Galatians
- Ephesians
- Philippians
- Colossians
- 1 & 2 Thessalonians
- 1 & 2 Timothy
- Titus
- Philemon

**Let's learn how to look up some of these books in the Bible.**



DAY FIVE

## How Do I Find Things in the Bible?

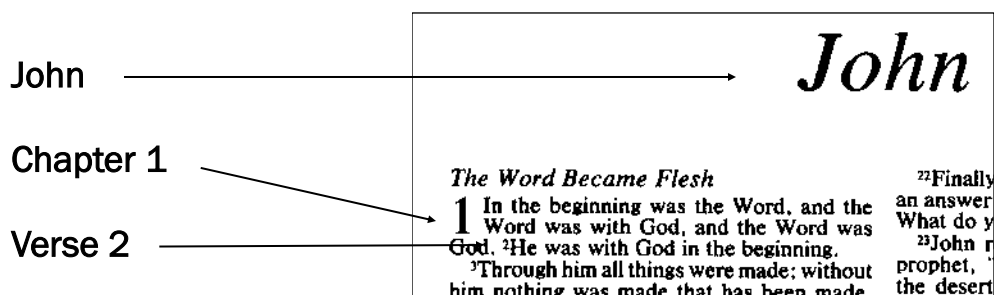
The Bible appears to be a big book, and it is. Do not let that scare you away from finding out **who God really is** and discovering more about **His wonderful plan for your life**. Second Timothy 2:15 says, “Be diligent to present yourself approved to God, a worker who does not need to be ashamed, rightly dividing the word of truth.” The Bible is God’s Word. God inspired men years ago to write the words of the Bible for us so we can know how to live our lives.

### Looking Up Bible Verses

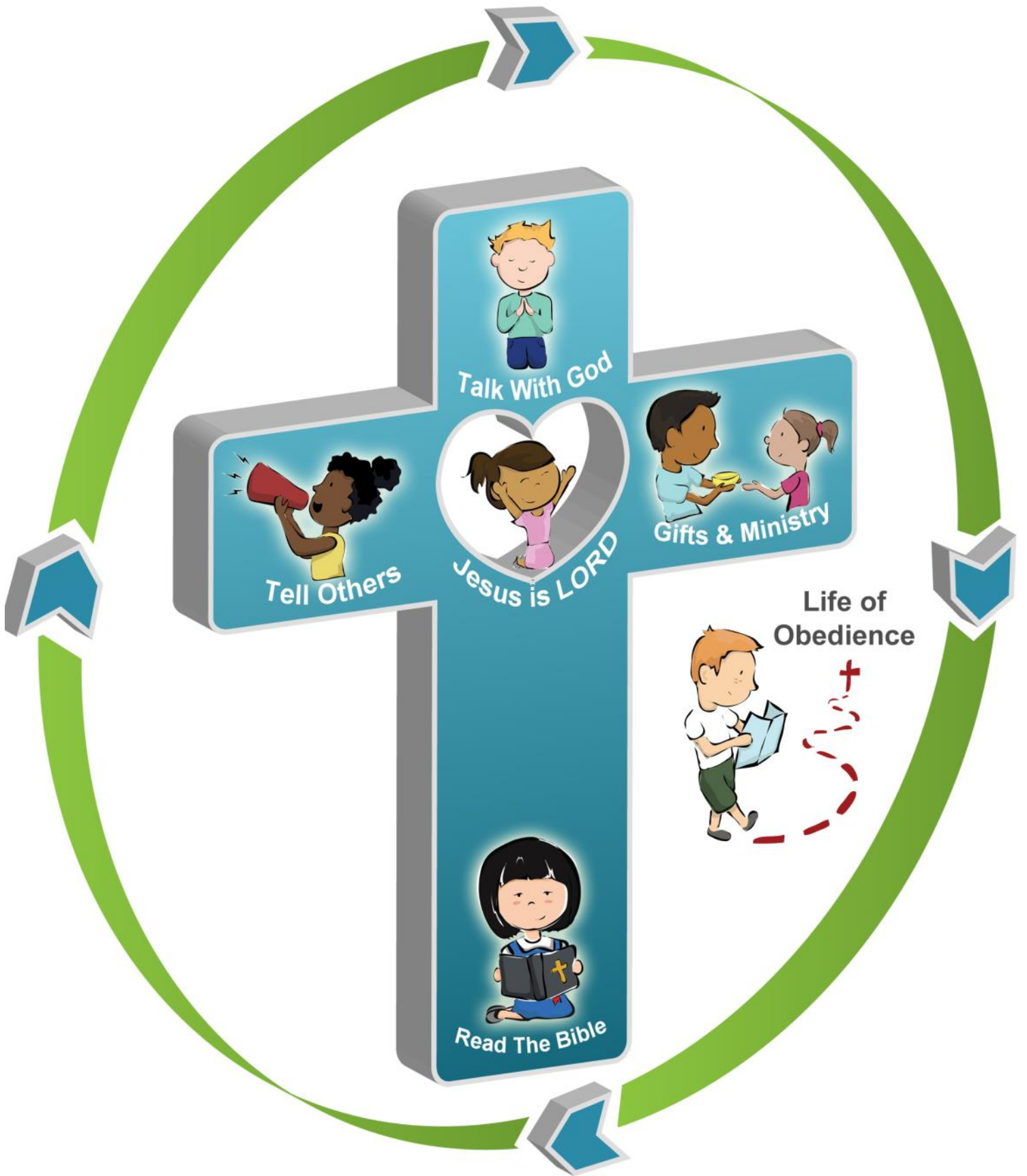
The Bible is a large book that has many smaller books in it. Turn to the front pages of your Bible to the **Table of Contents**, and find the book of the Bible you are looking for (Matthew, Mark, Luke, etc.). Next, find the page number.

Table of Contents	
<b>NEW TESTAMENT</b>	
Matthew .....	1
Mark .....	46
Luke .....	83
John .....	147
Acts .....	179
Romans .....	201
I Corinthians.....	222
II Corinthians .....	226
Galatians .....	254
Ephesians .....	278
Philippians.....	307

Once you find the page number for the book you are looking for, turn to that page. You will be on the page of the first chapter of that book. The Bible is divided up into **books, chapters, and verses**. If someone says, “Turn to John 1:2,” they are saying to turn to the book of John, chapter 1, verse 2. See the example below:



**Hold up the Bible and say,  
“The Bible is God’s Word.  
Every word in it is true and can be trusted.”**



## **What Are the Next Steps After You Have Accepted Christ?**

You can learn to live for Jesus using The Cross. Do: Point to the picture of The Cross. The Cross gives us simple steps for following Jesus.

**Luke 9:23** says, “Then He said to *them* all, ‘If anyone desires to come after Me, **let him deny himself, and take up his cross daily, and follow Me.**”

The Cross teaches us how to live for Jesus every day.

1. **Jesus Is Lord**—Make Jesus the Boss of your life every day.
2. **Tell Others**—Tell your friends and family about Jesus. Explain the ABCs to them so that they can know how to accept Jesus as their Savior.
3. **Talk With God**—Pray every day. You can talk with God any time and any place.
4. **Gifts and Ministry**—Serve God every day. Use the gifts He has given you to put others first.
5. **Read the Bible**—The Bible is God’s instruction book for your life. Through reading God’s Word, you will find how Jesus wants you to live your life. It is also a love letter from Him to you.
6. **Life of Obedience**—Do what Jesus says every day.

These are steps for those who know Jesus as the Savior and Lord. You can not begin the Journey until you have found the starting point which is Jesus. Jesus is the gift because He gives the gift of eternal life to everyone who believes in Him.

**Let’s review once more  
how you can start your journey with Jesus today.**

**SEPARATED  
FROM GOD**



**NIS**

**GOD**

**MADE RIGHT  
WITH GOD**



**NIS**

**JESUS**

**GOD**

**DAY FIVE**

## Why Did Jesus Come to Earth?

Remember, Jesus came to Earth because **our sins separate us from God**.

Paul was a religious leader of his day, but he was lost because he did not know Jesus Christ. Going to church or doing good things for God does not make you saved. You have a problem—**SIN!**

## **SIN: Separates You and Me From God**

**Romans 6:23** in the Bible says, “For the **wages of sin is death**, but the gift of God is eternal life in Christ Jesus our Lord.”

**Sin is anything you think, say, do, or don’t do that displeases God.**

Can you name some sins? (Lying, cheating, stealing, hurting others, disobeying parents, ignoring someone who is suffering, etc.)

Because of your sin, you are separated from God, and you are lost. **Do:** Point to the gap between you and God.

The **punishment** for sin is **death—separation from God**.

Because of your sin, **you are separated from God**, just like this picture. **Do:** Point to the world, which represents everyone.

God fulfilled His promise by sending a **Savior to save us from our sins**. **Do:** Point to the brown cross that says “Jesus.”

## Decision

**God sent Jesus**, His one and only Son, to Earth more than 2,000 years ago to **take the punishment for our sins** and provide a way for us to have eternal life. (John 3:16)

In order to receive God’s gift of eternal life, **you must ABC:**

**A—Admit** to God that you have sinned and done wrong things. Remember, sin is anything you think, say, do, or don’t do that displeases God.

**B—Believe** that Jesus died for your sins and rose from the dead.

**C—Choose** to receive Jesus as your Savior and Lord. “Lord” means you make Him the Boss of your life.

## Invitation to Make a Choice

Please **bow your heads** and close your eyes now.

I am going to pray, or **talk to God**. **Do:** Pray for the children to have the courage to make a decision. Do not end your prayer with “Amen” yet.

If you would like to **ask Jesus to save you from your sins** today, please raise your hand right now.

If you raised your hand, **stand up now and go** to \_\_\_\_\_ (give a location) where someone will talk with you about making Jesus your Savior and Lord.

**Do:** After any children get up and leave, finish your prayer by thanking the Lord for His forgiveness and eternal life. End with “Amen.”

## **Day Five: Bible Study Review Questions**

1. Who stopped Paul on the road to Damascus? (Jesus)
2. What happened to Paul's eyes? (He was blinded.)
3. What happened to Paul after Ananias prayed for him? (He could see again.)
4. What did Paul do after he found out who Jesus was? (He began to tell everyone about Jesus and what He had done for their sins.)
5. How did Paul speak to the people he led to Jesus? (He wrote letters.)
6. Who wrote many of the books of the New Testament? (Paul)
7. What is the Bible? (God's Word)
8. What is the Bible about? (God and His love for you)
9. Why should we read the Bible? (It tells us how to live for God.)
10. Why should we tell our friends about Jesus? (They are lost without Him.)



# The Cross Craft

## Supplies Needed:

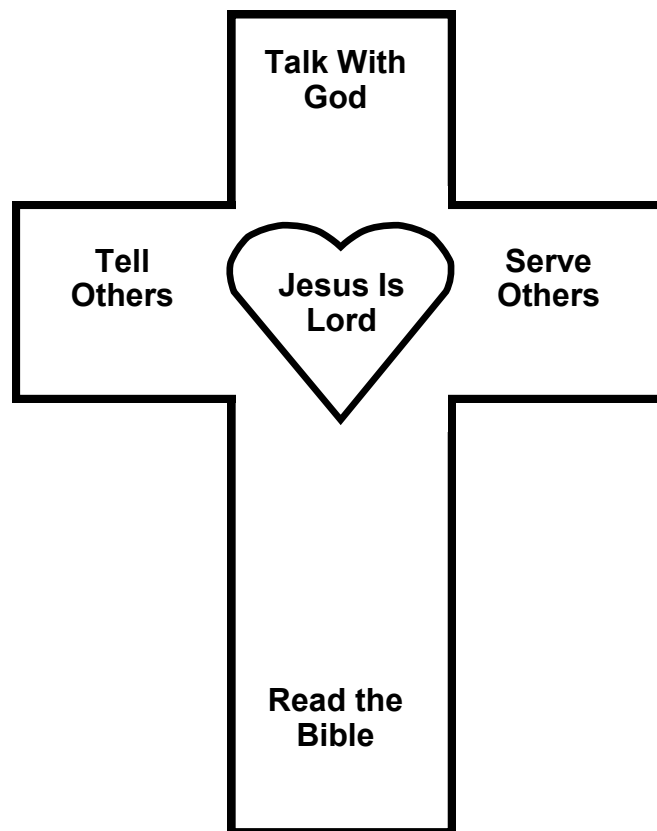
Copies of The Cross, ink pens, pencils, colored pencils, markers.





## How to Make the Craft:

Using cardstock, make copies of the crosses on page 74, then cut them out. Give each child a Cross to label and color. Show them the finished Cross with the labels already written in: Jesus Is Lord, Talk With God, Read the Bible, Tell Others, and Serve Others. Give them ink pens, pencils, colored pencils, and markers to use to label and color their crosses.

## The Message:

- Today's craft will help you remember that living for Jesus is something you do every day of your life.
- This week's Bible study may be wrapping up, but Jesus promises to be with you the rest of your life.
- The Bible says, "I will never leave you nor forsake you." (Hebrews 13:5)
- The Cross bookmark will remind you how to live for Jesus every day.
- You can use The Cross as a bookmark, tape it to your bathroom mirror or any other place where you will see it regularly, or attach a ribbon or piece of yarn and hang it.
- Remember, when you make Jesus the Lord of your life (center), you will want to live a life of obedience to Him by talking with Him every day (top), reading your Bible each day (bottom), telling others about Jesus (left), and serving others in His name (right).









L.I.T. Ministries  
412 Mercedes, Suite F  
Benbrook, Texas 76126